

Another Installment of Dr. In-Drag

Photo not meant to depict any group or groups by Club 'Prez 'Del Paone

That's right - I'm back. Dr. In-Drag is back for a return engagement. This time the Doctor will be taking his knife, saw and epoxy to the Revell '41 Willys. Although it would make a very nice drag vehicle...the Dr. has decided to transform it into a high-tech Street Rod.

The starting point for the surgery was the chassis. Although the kit supplied chassis is very adequate, I decided to beef it up some. I completely redesigned the front suspension to the Mustang II specs, complete with coil-over shocks. I beefed up the chassis rails and the rear end with coil-over shocks, followed by brakes all around.

For the engine, a much improved Hemi with dual distributors and 16 plugs followed. Completely wired and plumbed, it sits low in the frame with a scratch-built exhaust system.

I took a saw to the body and 'whacked' off (pardon the expression) the top - making a coupe into a roadster. The wheel wells were opened up and rounded, the hood was pancaked and a chin spoiler was installed. Additionally a rear air foil was added to give the bulky body a sleeker look. The body was covered in six coats of Sunset Pearl with minimal graphics... then cleared and polished.

The interior was the final stroke. The dash was remodeled to accept a new, more modern, gauge package. New buckets, harnesses, steering wheel and a contrasting color scheme bring the interior and the project to life.

To finish off the project a set of Bob Dudek one-off machined big-and-little wheels were used, giving it a low stance. It was a five month build...but I feel it was worth every minute spent on it. I don't normally take on Street Rods as 'patients'...but after this successful operation, maybe I'll take on more.

Bye for now, Dr. In-Drag has a new patient in the waiting room. Perhaps I'll see you at the Drag Strip next time. Best of days always,

Dr. In-Drag

P.S. The Doctor was recently at NNL East. I know someone has written an article about it for this newsletter so all I'll say is that it was fantastic!! The only bad part is that we'll have to wait another whole year for NNL 31. Tom Geiger and his

crew do a great job. Without a doubt, the greatest display of plastic in the USA!!



Happy New Year to all

by Associate Kitmaster Joe Freitas

2015 was a great year for our club gaining many new members, as other clubs appear to be fading away. I hope we all learn from this what to do and not to do. We've come a long way and encourage we continue to keep up the good job we all perform. I hope 2016 is an even better year.

First I'd like to thank Del Paone for all the behind the scenes work and direction you provide to the club. John Davison - our prayers that your son Justin has a speedy recovery. Thanks to Barry F., Ron T., Wiz, Dave P., Paul A., Joe B., Ed A., Dana and, of course, Art P. and all other club members for all your dedication to the newsletter and other club activities.

The 2015 Christmas Party was awesome! Maybe we can have our party at this same restaurant again in 2016, even if we need to pay out of our own pockets. It was very relaxing and the turn out was great. I hope all had as much fun as I had. I see 2016 as an even better year for the club.

As 2015 closed my 2016 goal was to finish the kits I've started - but who knows when? I bought 18 new kits last year that I 'had to have' but they are now put away to build later. I'm now finally getting it together and am under 'new management' for the new year.

Finally, thanks to Camry and Amare Williams for their help sorting and inventorying our kits - the Grandkids did a great job! I also would like to say thanks to all the 'plastic people' that helped me with some of my projects.

Associate Kit-Master Joe



...changes?

by club candy man Dana Benoit

If you have been sensing a disturbance in the force, you are not alone. Don't be afraid. I'll ask you to just think about the past year up until now. Try to remember all you've heard about this one and that one and how they are dealing with things verses how you are dealing with things. I have had some issues to deal with in the past and still have some today. I am sure there will be more tomorrow but they are things I will just have to deal with and overcome.

When I think back over this past 16 months or so I have become more aware of such things as: the son of one of my favorite members nearly losing his life in a car crash and how it devastated his family. I cried for John and his wife and prayed for Justin to recover. I didn't know how sick Jon Talcott was and then I learned he lost a leg to diabetes. Our very good friend Joe Baril has been a quiet champion while his wife slowly lost her life to diabetes, again I cried and prayed. My brother Dwayne nearly bought the farm twice with triple by-pass surgery and then was hit by a drunk driver and he lost his truck. Norm Jean is taking on an enormous life changing transformation, although I consider it to be late in life. I am sure there are more changes that have affected us all that I didn't even hear of yet. I am sure I will feel dumb when I do.

My reason for tossing my two cents in is this: I started this club with one goal in mind and I have achieved so many others since. I keep an open mind and some times my mouth too. I don't let others decide how I am going to live or lead, it is my decision. The changes that have happened in the past is not hurting this club. In fact because we are tight and strong I feel like we are growing more and more.

Now that you have heard me open up and before you say another word to anyone I want you to ask yourself, has any one thing that has happened hurt you or the club? Has the club become better or worse for the changes? Some changes are easy to accept and others not so easy but as long as we all share the same common goal of this club we will always be the BEST!

Best wishes to all of you

Dana



**Club Logo dress shirts
(see photo at left) as
well as new Club
jackets are always
available for purchase
Contact Paul Yergeau**



Classic Plastic Model Club 2015 Holiday Party review

by Sargent-at-Arms Ron Tremblay

Instead of writing just one person's review of our end of year Holiday Party, I thought that we should all give our thoughts about it. Here is what many attendees had to say.

"Good food and fun people. I give it one and a half thumbs up!"
...Doug B

"If I had known that it was such a fancy restaurant, I would have worn my formal shorts and black sandals."...Mike W

"Nice time, but the lasagna tasted kinda bland." ...Joe B

"They wouldn't give me a microphone, so I couldn't do my famous color commentary."...Dave P

"The "party" was very "nice". The "hall" was "spacious" and "elegant", and the "food" was quite "tasty"...Barry F

"It was a great time, but there was nowhere to go for after dinner entertainment."...Del

"SUR-PRI-ISE ! ! "Brittany J

"In my country of Brazil we have something similar to what you call "lasagna", but ours is, how do you say it, uh, tasty!"
...Guil R

"They used really small plates, but I was able to go back for three refills."...Ed A

"We got there late, so we had to sit by ourselves at the little kids table."...Pete W

"That lasagna tasted like a slab of tofu that was sandwiched between two sheets of wet cardboard! Don't those people know that you can't make lasagna without meat?" ...Chef Boyardee

"You know, It's funny you should ask. About ten years ago I was working at (Editors Note: This story rambled on for two and a half pages. Although many times coming close, it never did actually go anywhere. I'm going to paraphrase it by saying that he liked it.) ...Moto M

"I'm bored!"...Trevor (the bartender)

"Maybe this vegetarian thing of mine has run its' course. I think I'm in the mood for a thick slab of rare prime rib!" Paul A
Unfortunately, some club members didn't show up. Here is what they had to say:

"I knew that I had a lot of chocoholic customers on the outside who were clamoring for product, so I had to go and give them a fix"...Dana B

"You guys weren't going to have a show-n-tell, so I didn't go."
...Frank M

"I didn't go because my doctor said that I couldn't eat anything that was on the menu."...Dwayne B

"I told everyone that I had to work, but actually since I had to throw this party together at the last minute on a tight budget, I didn't want to be around when the crap hits the fan!"...Art



Pictures of the event can be seen in the last newsletter.



I would like to thank CLASSIC PLASTIC MODEL CLUB for supporting my first show. I hope everyone had a good time. I know it's a little different from past years and hope to see you next year.

Thanks again

Stu Marcus RTS EXPO CLUB





...just ramblin'...

by Mr. Prestigious, Barry Fadden

Here we are again and it's time for another Classic Plastic Club Newsletter. Last time I gave a brief synopsis of the shows that some of us attended in the last half of 2015. Well it's been a pretty active first half of 2016 as well. First on the agenda was the show in Taunton that Stu Marcus and a couple of his friends hosted IN PLACE of the now "defunct" annual MassCar show held in March every year (We are still feeling bad about losing another show that we all looked forward to attending).

I felt that for a first time show it went over pretty well. After all there were only a few guys who organized and ran the event. There were a few things that could be improved on and I'm sure that some of our members will discuss it with Stu and he'll be appreciative. He has already reserved the hotel for next years show so we will have that to look forward to next year. It's a "modified" NNL type of show with only a few awards given out and a "laid back" atmosphere. I'm not sure how many model entries there were but there were enough to keep us busy for a while. The vendors were happy and I'm sure we'll show up again next year. We had a lot of our guys show up and we donated a LARGE trophy on behalf of the club. One thing is for certain, it won't continue to grow if we don't patronize it.

Next up on the "hit parade" was the Spring Thaw show in Utica, NY on April 3. Last years show was on March 1 and the weather was lousy, keeping entries down a bit from the previous year. This year they moved it to the 3rd of April and wouldn't you know it, the weather wasn't great again. It wasn't as bad as last year but was still cold and windy and snowy. The Denzas and I left their house at around 4:30 a.m. (I stayed over the night before) and proceeded with "Captain Kenny" to navigate the 250 or so miles to the show. We didn't have too much trouble getting there as only going down the backside of "Hogback Mountain" into Troy NY was a little "hairy", but all in all, not too bad. We arrived at the show "right on time", (Captain Kenny is GOOD!!!) went in and put our models on the table.

I think the final count was around 160 entries and believe me some of them were really, really nice. We met up at the show with Andy Behrens and his lovely wife Gail and sort of hung around with them for the day. It was very cold and windy and when we walked over to the Wendy's for lunch (only about a block) by the time we got there we were all "frozen stiff" (my face actually hurt). We went back to the show after lunch and perused the entries once again and settled in to await the awards ceremony.

The three of us once again did very well. I'm not sure exactly how many models we entered, but by the time it was over the three of us had taken 15 awards (Kenny 7, Barb 4 and me 4). We were very pleased and when Kenny went up to receive his last award they jokingly (we hope) asked him "not to come back next year". Not only did we garner a

number of class awards but Kenny took Peoples Choice, Best Peterbuilt and Best Mopar while I took Best Ford. We had an uneventful trip back, stopping at our favorite place to eat, the Golden Corral in Albany NY and arrived at the Denzas in time for me to drive home that evening. We're already looking forward to next years show.

The most recent show we attended was the NNL East in Wayne NJ on the 16th of April. (Editors Note: pictures from this event can be seen on the following pages.) This is the "show of shows" as far as model car events go (the biggest in the world) and people come from all over the world to attend. This year was no exception and turned out to be the biggest they have ever held. It's so big now that from 9am til 4pm just isn't enough time to visit all the vendors (65) and see all the models on the tables (over 2000). We left from the Lowell VFW at 10am Friday morning and had an uneventful but interesting trip down and arrived at the hotel in Parsippany at between 3 and 4 pm. (Note that a few of us took a little "one hour tour" of Pennsylvania first. You just can't find good navigators any more.) We settled in and had dinner at the Longhorn restaurant across the street and hung around the hotel for the evening. We were up early the next day and headed over to the show and when we got there (same time we always arrive) the line to get in was all the way around the back of the building (it's a BIG building) which was farther back than we've ever seen in over 20 years. The show was amazing as usual and we had a good turnout of our members (21) by the time that the people arrived who came down just for the day.

The show is over before you know it and something you've waited for all year is over in a flash. We then arrived back at the hotel and got ready for dinner. Some of the guys ate at the Longhorn again and some of us ate at the Chinese restaurant down the street. We then spent the night hanging around and "playing" with the "goodies" purchased at the show. We had breakfast across the street at the I-Hop and then proceeded on the long drive home. We stopped in Marlborough MA at the Spare Time Shop and picked up a few supplies that we couldn't get at the show. We had lunch at Sal's Pizza and ice cream at the Dairy Queen and then resumed the trip back to Lowell where we went over to the "clubs own" Dunkin' Donuts for coffee and then headed for home. Another NNL East come and gone and I'm sure there are some of us already looking forward to next year.

Just a little update on my current projects: Last time I mentioned that I'm building a '66 Nova for the "club project" and that I was doing the Pro Street version. I was going to use the "stock" interior instead of the "bare bones" Pro Street interior parts in order to use the "photo-etched" parts Barbara and Ken gave me. I have decided to go with the "bare bones" interior since there really aren't many of the "photo-etched" parts used in the "stock" interior. I also scratch built a 4-point roll bar for it and swapped out the stock seats for some parts box items in order to utilize the 5-point seat belt hardware that Ken Denza gave me. I'm progressing along on

(Continues on Page 4)

(Continued from Page 3)


it and am ready to paint most of the parts in the next few days. I still have to "work out" the exhaust system since, because of the engine change, it's turning out to be the most difficult part. I'm also still working on my '40 Ford Sedan Delivery but this car is turning out to be "two steps forward and one step back" or worse. I thought it would be easy to open the doors on this as I did a '40 Ford Coupe before, but apparently when you get "older" like me your mind just doesn't work as well as it did. It is coming along though and I think it'll turn out okay when I finally get it finished.

Well, that's about it for now so keep the plastic shaving comin' and we'll see you on the scale road.

Mr. Prestigious

NNL East 2016 photos





(NNL East photos continues on page 6)

(NNL East photos continued from page 5)



COMING EVENTS

May 14, 2016 – Sat. – MAMA's Mid-Atlantic NNL show in Maryland; See their show flyer excerpt below

Jun 4, 2016 – Sat. – Club meeting at Lowell VFW at 1 PM

Jul 9, 2016 – Sat. – Club meeting at Lowell VFW at 1 PM

Aug 6, 2016 – Sat. – Club meeting at Lowell VFW at 1 PM

Sep 10, 2016 – Sat. – Club meeting at Lowell VFW at 1 PM

Sep 11, 2016 – Sun. – Central Pennsylvania Model Car Club (CPMCC) 30th anniversary show in Gilbertsville PA for more info go to www.cpmcc.org

Oct 1, 2016 – Sat. – Club meeting at Lowell VFW at 1 PM

Oct 2, 2016 – Sun. – 24th Annual Classic Plastic Model Club Model Car Exhibition held at the Lawrence MA Elks hall

Oct 8, 2016 – Sat. – NNL Nationals #37, Sylvania OH

Oct 16, 2016 – Sun. – Exposition Amicale in Charlesbourg QC (near Quebec City) See Art P if interested

Oct 22, 2016 – Sat. – IPMS Mid-Hudson, Poughkeepsie NY

Oct 29, 2016 – Sat. – 5th annual Diversified Scale Modelers show in Belleville NJ (not far from NNL East site)

Nov 5, 2016 – Sat. – Club meeting at Lowell VFW at 1 PM

Nov 12, 2016 – Sat. – LIARS club show Road Warrior event

Nov 20, 2016 – Sun. – Fulton NY Car and Truck Show

Dec 3, 2016 – Sat. – Club meeting and Christmas Party TBD

23rd ANNUAL
MID-ATLANTIC NNL
www.mamasboyz.org
MAY 14, 2016
9 AM - 3 PM **ADMISSION: \$10.00**
 UNDER AGE 16, FREE

STATION WAGONS

FULL SIZE MUSCLE
 FACTORY STOCK BIG CARS WITH BIG ENGINES
COLUMBIAN CENTER
VENDORS 335 N. RITCHIE HWY DOOR
SEVERNA PARK, MD. PRIZES
21146
VENDOR / SHOW INFO - CONTACT MARCOS CRUZ
EMAIL: cruz2123yb@yahoo.com
PHONE: 443-206-8776

DIVERSIFIED
 5th Annual **SCALERS** M.C.C.
Model Car Meet & Contest
SATURDAY
OCTOBER 29
2016

 Belleville,
 New Jersey
 Theme:
PICK-UP TRUCKS



...just babbling...

by Paul 'Alpha Beta' Anagnostopoulos

It's been quite a long time since I've written an article for the newsletter, so I decided it was time to write an article for the newsletter. I have nothing in particular to talk about, so I'll just write about whatever pops into my mind, such as it is.

I'd like to start by thanking everyone in the club for coming to meetings, Donuting, attending get-togethers, Road Warrioring, and just sharing this wonderful hobby with one another. I look forward to each event.

I'd like particularly to thank our illustrious club administrators, Del "Pres for Life" Paone, Barry "Mr. Pressed Digits" Fadden, Art "Too Much Cash" Paquin, and Ron "Dr. Subtle" Tremblay. I'm sure the club would stumble on without you guys, but it just wouldn't be the same.

Special thanks to Pete "Wisniewski" The Wiz for taking such marvelous photos at our show...and to Dave "Mike Schmike" Perkins for calling out the announcements with gusto. Finally, let's not forget Joe "Sleeves" Baril for putting our club member profiles together and keep them constantly up-to-date.

My current project is the '50 *Oldster*, a mildly customized and hopped-up 1950 Oldsmobile convertible. It's based on the great Revell '50 Old Custom kit. As usual, I work slowly, making a little progress each week. I've been working on it for about a year now and I suspect it won't be finished for another six months. No need to make excuses, even though everyone busts my chops about it (good naturedly, of course). I'm really enjoying this project and I'm including more detail than on any previous project.

By the way, my last name has 15 letters but only 9 unique ones. It's really not much of an alphabet.

We've been having a fairly steady stream of get-togethers at Barry's, Barb and Ken "Ken & Barb" Denza's, and my places. We start around noon and last through dinner, with about 8–12 people showing up each time. Everyone brings their latest projects and we pass them around for a detailed show 'n' tell. Sometimes a person is having a problem with a build. Out comes the X-acto, sanding stick, or sledgehammer and the problem is soon fixed. So far, no one has flung a model across the room in disgust. There is always too much food and just the right amount of conversation. For the most part, we manage to stay away from politics and religion. I have yet to bring up the Problem of Free Will. It's always good to see our mascot, Otis "Otie" Maguire.

My new year's resolution for 2016 is to use the following words more often. The first is *l'esprit d'escalier*, which is French for the clever rejoinder you think of too late. The second is *zsong*, which is Hungarian for the sound of wind in marsh grass. You never know when such words will perfectly fit the current conversation. Of course, there is also the longest known palindromic word, *saippuakivikauppias*,

but that is Finnish for a traveling lye salesman, which is not often relevant. If you need a more useful palindrome, you can always employ *aibohpphobia* or the saltier sentences "A slut was here, ere I saw Tulsa" and its plot follow-on, "A slut nixes sex in Tulsa." Perhaps you misinterpreted, sir?

Speaking of palindromes, let's talk about Lychrel numbers. A Lychrel number is an integer (whole number) that does *not* result in a palindromic integer after repeated steps of reversal and addition. Take 26, for example. First, reverse the digits, giving 62, then add: $26 + 62 = 88$. A palindrome results in one step. Now let's try 57: $57 + 75 = 132$; $132 + 231 = 363$. That takes two steps. Now 398: $398 + 893 = 1291$; $1291 + 1921 = 3212$; $3212 + 2123 = 5335$. Three steps. So none of those are Lychrel numbers. Is there one? No mathematician has yet been able to prove the existence of a Lychrel number. However, the smallest suspected candidate is 196. Supercomputers have been used to step through 196 with results up to 600 million digits without producing a palindrome. It's almost certainly a Lychrel number.


Kudos to Art for organizing the marvelous holiday buffet at Lenzi's Millhouse. [I cannot explain why I wrote *holiday* instead of *Christmas* due to the admonition against discussing religion.] Everyone had a smashing time. The food was good and plentiful. I apologize for not bringing a jar of meat sauce for the people who can't eat food without meat. In any event, it didn't seem to put too much of a kaibosh on the consumption. I'm sorry Art couldn't make it; apparently he is still prioritizing work before play. "Go hang a salami; I'm a lasagna hog."

My daughter got me a great jigsaw puzzle for my birthday. I finished it on January 25. You can see the result in the accompanying photo. I had such a good time with it that I ordered two additional puzzles.



An enjoyable few hours can be spent on the Interwebs looking for optical illusions. On the top of the next page you can see one of my favorites, called the Checkerboard Illusion. The two squares labeled A and B emit light of the same wavelengths yet are perceived as two different colors. It's impossible to see them as the same color.

(Babbling Paul continues on page 9)



Edward H. Adelson

Consider, if you will, the Monty Hall Problem. Suppose you're on a game show and you're given the choice of three doors: Behind one door is a '63 Buick Riviera; behind the other two doors are goats. You pick a door, say No. 1. The host, who knows what's behind the doors, opens another door, say No. 3, to reveal a goat. He then says to you, "Do you want to change to door No. 2?" Is it to your advantage to switch doors or should you stick?

We are all looking forward to the start of show season. The first show is Stu "WTF RTS" Marcus's new RTS Expo Club Annual Model Kit & Diecast Exposition. It was held on Sunday, March 20, in Taunton. In some sense, it replaces the MassCar show, although it is not affiliated with MassCar. I'm excited about going, finding out what it's like, and hopefully also seeing some old friends. MassCar is talking about bringing back their show in 2017. I hope we have both! The second show is ValleyCon on April 3. I've never been to this show, so I'm interested in checking it out. After that we have NNL East, the biggest and craziest model car show going. It's on April 16 in Wayne, NJ. This year, the Classic Plastic Road Warriors are again staying at the venerable Holiday Inn in Parsippany. Kudos to Barry and Del for convincing the hotel to give us a reasonable room rate. Can't wait to eat at our favorite places, spend the day at the show, and have a few vodka drinks with Del and the guys.

Really, what's not to like?

~~Paul



Meeting Minutes

January thru April 2016

by Club Secretary Barry Fadden

January 2016: We had 28 members attend the meeting
Club Business discussed at this meeting:

- The show in Taunton MA is being put on by Stu Marcus and a couple of his friends will be held at the Holiday Inn in Taunton on March 20, 2016. We are planning to attend this show with a good turnout of Classic Plastic members and we are donating an award for our favorite model to be chosen by a member or members from the club. Please plan to attend if possible.
- Club Member Ken Denza donated approx. 45 sealed NASCAR kits to club for our raffles at the show and meetings. Thanks a lot Ken.
- It's dues time people!! Please have your dues money ready for the February meeting if possible. Thank you.
- Justin Davison, John's son is at the Tewksbury State Hospital and is going thru extensive rehab. Luckily the

prognosis is good and it is believed that he should make a 100% recovery. That is great news John.

Raffle Winners:

Moto Maguire - AMT Display Trailer
John Davison - AMT Display Trailer
Dwayne Benoit - Monogram '29 Ford Roadster Pickup
Scott Ryder - AMT 1971 Plymouth GTX
Ken Denza - Revell Hawaiian Charger Funny Car

Show-N-Tell:

Ken Denza - AMT '66 Plymouth Barracuda; added center console, replaced steering wheel, flocked interior, engine: wired up, replaced blower bonnet, scratch built fuel block and injector plate, wired battery, added braided fuel line, injector lines, chrome on rear cover and carbon fiber to floor boards
Mike Siesicki - Revell '53 Chevy Corvette; built box stock, painted Model Master Classic White Lacquer with red interior
Mike Siesicki - Revell '32 Ford 3-window Street Rod; wired engine, lowered suspension, headlight bar from Revell '30 Ford Model A Touring Street Rod, painted Testors Flaming Orange Lacquer with a white and Flaming Orange interior
Mike Siesicki - AMT '65 289 Cobra (work in process); wire wheels from AMT '65 Buick Riveira narrowed down to accept parts box tires, to be painted Model Master Classic White, replica of one seen in 1965 TV show titled 'Honey West'
Joe Freitas - '60 Ford Sunliner; '60's Crager skirts, Lakers, parts box extras
Joe Freitas - Revell '66 Penske Racing Vette; very nice kit to build
Joe Freitas - Mizawa military Jeep and Trailer (1/20th scale) another very nice build up kit
Joe Freitas - Lionel 'O' scale Steam Shovel; added wheel house inside made from parts box extras
Joe Freitas - M-10 Tanks Destroyer; firts able to penetrate German Panzers, added brass parts box
Dave Perkins - AMT Dune Buggy; polished paint, transaxle set, wife got it for me for Christmas
Dave Perkins - '59-'60 Corvette; painted Chevy White with red trim, engine wired, added brake lines, had problems with clear coat - a spot that looked like it shrunk and the more I polished the more the blemishes came out, sanded and touched up paint, need to clear again
Guil Rosa - Monogram '86 Quincy's Ford Thunderbird (1/24th scale); did a couple mods to the body, chassis painted Tamiya Italian Red, still need to fix a few little things on the body before I can paint it
Guil Rosa - Revell '00 Patrick Racing Visteon Reynard; curbside kit from '98 season that I've updated to the '00 season, colors are Tamiya black and Model Master Aluminum Plate, lots of Scale Motorsport CF decals to come next
Doc Freitas - '61 Ford built box stock
Doc Freitas - '71 Torino built box stock
Doc Freitas - '74 Ford built box stock
Doc Freitas - Studebaker convertible built box stock
Joe Angers - Tamiya 916 Ducati (1/12th scale); built box stock and paint with Tamiya Acrylics via an airbrush
Del Paone - '41 Willys Street Rod; almost finished, scratch built radiator, scratch built exhaust with cut-outs, working on rear end and interior, second body painted-sanded-polished, I'm satisfied with second body outcome, will be glad to finish and start next new project

(Show-N-Tell continues on page 10)

(Show-N-Tell continued from page 9)




Scott Ryder - Ford Louisville Truck and 27 foot Box Trailer;
shortened box truck, added fifth wheel, wired and plumbed
motor, weathered with chalk

Dana Benoit - AMT '69 Corvair; customized a bit but I didn't
chop the roof

Moto Maguire - VW car hauler; used a Ford Louisville Car
Hauler chassis and rear body, used front chassis and engine
from F600 Ford Kit and two VW bodies to be built up as the
load she carries

Moto Maguire - Fageol self-propelled Trailer/Machine Shop;
mobile repair shop, ERTL Coca-Cola Trailer, Autocar chassis
with Cummins engine, front axle from Revell Trailer, interior
features miscellaneous diorama tools and shop equipment

Show-N-Tell Photos for January



(Show-N-Tell photos continues on page 11)

(Show-N-Tell photos continue from page 10)



February 2016: We had 25 members attend the meeting **Club Business** discussed at this meeting:

- The club sent condolence flowers to the services of Joe Baril's wife Judy.
- Bill Murphy told us that John Talcott was in the hospital, not feeling well and would probably miss a few club meetings. We all hope that John gets better real soon.
- We discussed the changes to the 2016 show flyer and all agreed that it looks good. We should have them to distribute at the upcoming shows that club members attend.
- We decided this year to expand our previous "20 best" awards to include anyone who would like to participate. We concluded that it was only called the "20 best" because it was initiated at our 20th anniversary show. So now we are up to "22 best". Show participants love this aspect of our show so we will keep on doing it as long as our members want to sponsor the awards. The cost per member is \$15.00.
- It was voted on and passed to send \$100 to one of the charities listed by Joe Baril on behalf of the club. The money will go to the St. Jukes Hospital for Children.

Raffle Winners:

Peter Pantalano - AMT 1936 Ford 5-Window Coupe
Barry Fadden - Revell Castrol Top Fuel Dragster
Mike Siesicki - Revell 2009 Dodge Challenger
Paul Yergeau - Lindberg 1966 Chevelle

Show-N-Tell:

Ken Denza - AMT '66 Plymouth Barracuda finished in Tamiya Gold and Tamiya Black with Testors One-Coat Lacquer Clear; for interior Ken's added a center console, replaced the steering wheel, flocked the interior; for the engine Ken's added spark plug wires, replaced the blower bonnet, scratch built fuel block and injector plate, wired battery, added braided fuel lines and injector lines, added chrome on rear cover and carbon fiber to floor boards

Ken Denza - AMT '62 Chevy Bel-Air Pro Street; paint is Duplicolor Bright Aqua Metallic, wired tach, added floor mats, seat belts, flocked carpet, fire extinguisher, CD player and speakers; chassis is '67 Chevy, front clip is Monogram Lumina stock car, added fuel line, spark plug wires, throttle linkage, engine is 426 Hemi from Revell '41 Willys

Barbara Denza - Mini Cooper with a Hemi; engine and chassis from '41 Willys kit, chassis cut and shortened in two areas, hole cut in Mini body to make room for the Hemi

Moto Maguire - Great Dane Self-propelled Box - Machine Shop; body is Ertl Coca-Cola Trailer, Freightliner Cab-over rear chassis with Cummins engine, front axle from Revell car trailer, wheels and tires from Freightliner, lost of Diorama goodies for machine shop - mobile repair unit

Joe Freitas - Revell German Naval Submarine

Joe Freitas - Revell '51 Chevy Convertible; NASCAR engine, installed a custom grille, Bare Metal foiled the trim

Joe Freitas - '66 Chevy Nova wagon; Black Metal Flake paint, foiled trim


Del Paone - '41 Willys Roadster; engine almost finished, body finally on, safety belts done, working on hood, interior and rear end, steering column and wheels; fabricated a rear wing to give it a high tech look

(Show-N-Tell continues on page 12)

(Show-N-Tell continued from page 11)

Barry Fadden - AMT '66 Chevy Nova Pro Street; added a big block engine from '66 Chevelle, wheels are from Revell Pro Mod Chevy (from Kenny), tires from AMT Mopar Pro Street kit (from Del), have to install photo etch set from Barb and Ken
 Guil Rosa - Monogram Quincy's Ford Thunderbird; out of the box build with modified body, kit decals were bad, paints are Tamiya Bright Red on the chassis, Chrome Yellow and Black on the body, topped (as usual) with Testors Wet Look Clear
 Guil Rosa - Revell Patrick's Racing Visteon Reynard; built out of the box with Scale Motorsport CF decals and lots of PE bits, used embossing powder on the seat and steering wheel, paints are Tamiya TS-14 black (airbrushed) and Model Master Aluminum Plate all topped with Testors Wet Look Clear
 Mike Siesicki - AMT '65 Honey West Cobra; still a work in progress, body painted with Testors Classic White Lacquer, interior has been complete, engine wired and installed in chassis
 Mike Siesicki - Lindberg Chrysler Atlantic; built box stock, painted Testors Root Beer Lacquer with a Tamiya Flat Brown interior
 Mike Siesicki - Revell '49 Mercury Woody Wagon, still a work in progress, to be painted Testors Fire Red enamel with a Model Master Leather interior, wheels to be replaced with a set of parts box chrome reverse wheel set

Show-N-Tell Photos for February



March 2016: We had 28 members attend the meeting**Club Business** discussed at this meeting:

- For those who are attending the NNL East in Wayne, NJ in April we will leave from the rear parking lot of the Lowell VFW at 10:00 a.m. Friday the 15th of April. All the details are set and there should be about 15 people going down on Friday with 4 or 5 more coming down just for the day.
- We still have some trophy packages left so if you're inclined to want to sponsor a trophy package, see Del. The cost of a trophy package is still \$35.00
- The flyers for the 2016 show are all done and will be distributed at the show in Wayne NJ in April. Thanks Art for another great job putting together this years flyer and to Paul Anagnostopoulos for printing them.
- Well, we had some sad and shocking news about John Talcott. As you know we were told at the last meeting that John was "under the weather" and in the hospital. Well it seems it was worse than we thought and due to his Diabetes he has had to have his left leg amputated about 4 inches below the knee. According to Bill Murphy and Del (who heard from John) he is in good spirits and has a positive attitude. He is in rehab at the Park Avenue Nursing located at 146 Park Avenue, Arlington Ma. He would love to hear from anyone and you can reach him at 339-707-6922. He is also able to have visitors so if you're in the neighborhood, drop in and visit for awhile as I'm sure he'd appreciate it.

Raffle Winners: none – no kits available today

Show-N-Tell:

Dave Perkins - '60 Corvette; paint is White and Red, in process and getting close to final assembly, parts all painted, some wiring done, Bare Metal foil done, brought it to tease Del about Bare Metal Foil

Barry Fadden - '40 Ford Sedan Delivery; engine from '40 Ford Coupe, resin tires, parts box steel wheels, opening rear door and drivers side door, paint to be Testors Lacquer Phoenician Yellow

Moto Maguire - '64 Falcon Sprint Convertible; found at a thrift shop, someone hacked off the rear and molded on an Oldsmobile rear - lousy workmanship!

Barb Denza - Monogram Lamborghini Diablo; built box stock, finished in Model Master Orange Pearl

Del Paone - '41 Willys High Tech Street Rod; almost finished but still need to finish exhaust system, engine and all fuel lines done, master cylinder just finished, dual fuel pumps, brake lines and drive shaft done

Al Copeland - Silhouette finished (but not yet polished) in

Cushenberry Candy Red with Nail Head, long way to go
Mike Siesicki - Revell '49 Mercury Woody Wagon; work in progress, painted Testors Mythical Maroon with Model Master Interior Tan inside, parts box chrome reverse wheels, wired Cadillac engine

Mike Siesicki - Lindberg '64 Dodge 330 rebuild; originally built 5 years ago, replacing the kit wheels and tires with Rallye wheels and Goodyear tires from Monogram '71 Plymouth Satellite, rear axel from Revell '68 Dodge Dart GTS, embossing powder used for carpets

Joe Freitas - '50 Ford Convertible with a spruced up Flathead, Bare Metal Foiled, '58 Chevy wheels and rims, '51 Chevy grille molded into '50 Ford grille, '59 Caddy tail lights

Joe Freitas - Italeri M2116 Stryker Military Transport in 1/35th scale; can carry up to ten people

Joe Freitas - AMT '41 Willys finished in Testors Lime Metallic Green

Joe Freitas - Italeri Horch German Staff Car in 1/35th scale

Paul Yergeau - Revell '32 Ford 5-Window Coupe; build in process, painted Duplicolor Quaser Blue

Guil Rosa - Revell '67 Alan Green Camaro Trans-Am racer; lost of scratch building done lately, new roll cage made from more than 20 pieces; new firewall, water and oil overflow tanks, brake air ducts and scoops, lost of bit and pieces for the engine

Ken Denza - AMT Pinto Modified; added fuel line, throttle linkage, spark plug wires from Parts By Parks, tires from Plastic Performance Products, wheels from Fred Resin Workshop, parts box fire extinguisher, paint is Tamiya Mica Red, Testors One Coat Lacquer and polished

Ken Denza - AMT '36 Chevy Modified; Big Donkey Resins body, fuel cell by Scale Dreams, tires from Plastic Performance Products, wheels and seat from Fred Resin Workshop, had wheels chrome plated, added good pins from Pro Tec, scratch built windshield, added seat belts, parts box fire extinguisher, added fuel line, battery cables, MSD ignition from Replicas and Miniatures, wired alternator and ignition box, added throttle linkage, finish is Tamiya Gloss Black, clear coated and polished

Ken Denza - Revell Peterbilt 359; polished aluminum drive shafts, stretched chassis, added resin Texas bumper, fender guides, resin top spoiler, wired alternator and battery, interior has flocked carpet, added seat belts scratch built tire rack and the entire bed and ramps, rack mounted tires from Plastic Performance Products, modified rear mud flaps, added resin air compressor, added floor jack and fuel can, scratch built wheel chocks, black-washed grille, finish is Model Master Black Metallic, clear coated and polished

Ken Denza - AMT '29 Ford Pro Street; Chassis - '41 Willys rear end '32 Ford front end, exhaust from '41 Willys, added heater flanges, polished aluminum drive shaft, coil-overs in rear, parts box tires; Interior - flocked carpet, added seat belts, gauges from Detail Master, had '41 Willys steering wheel chromed, parts box gas pedal, chrome plated the windshield frame; Engine - wires by Parts By Parks, added fuel line, oil dip stick by BNL Resins, added battery cables, throttle linkage, VCG Resins radiator cap and breather cap, braided radiator hose, wired electric fan, wired alternator, wired headlight buckets, Bob Dudek tail lights, parts box marker plate and bracket shifter, valve covers from '37 Ford; finish - Model Master Stop Light Red Metallic, clear coated and polished

Show-N-Tell Photos for March

(Show-N-Tell continues on page 14)

(Show-N-Tell continued from page 13)



April 2016: We had 28 members attend the meeting
Club Business discussed at this meeting:

- The club received health issue updates on several members or their kin as well as new recent issues since we've last met, specifically:
 - Jon Talcott is still doing well in rehab.
 - Justin Davidson is progressing nicely.
 - Dwayne Benoit was T-boned by a drunk driver while on his way to work. Dwayne is home with broken bones and a slight head injury and hopes to be up and around soon.
 - Dave Perkins wife had appendicitis immediately after attending the RHS show in March. She's now fine thanks to quick action by Dave.
- The club discussed upcoming RHS show and the NNL East show. Many members anticipated attending the RHS show and we also have commitments from 20 club members to go to the NNL East show in Wayne NJ, many going on Friday 4/15/16 and returning on Sunday 4/17/16

Raffle Winners:

Doug Bell – Tony Nancy Dragster Set
Moto Maguire – '69 Nova
Tiffany Cosmes – '70 Boss 302 Mustang
Mike Siesicki – '62 Chevy Impala

Show-N-Tell:

Mike Siesicki - AMT '05 Chrysler re-build; rebuild of a model from 5 years ago, being repainted with Tamiya TS-58 Pearl Light Blue and cleared with Testors Ultra-Gloss Clear

Mike Siesicki - AMT '66 Ford Fairlane GT: being built for our 2016 Club Challenge, body work includes added hood scoop and removal of lettering and scripts, front suspension to be lowered, may use a set of Keystone mags and parts box tires

Ken Denza - Revell Ferrari Testarossa; built box stock, paint is Tamiya Mica Red

Scott Ridley - Roth Rod (1/43rd-1/64th -ish scale); Ed Roth tribute build for Hot Wheels competition, '59 El Camino rear, GMP engine, rest is built from scratch

Scott Ridley - Starter Alfa Romero GTA in 1/43rd; added interior side panels, roll cage, pedals, seat belts and gage decals, rest is box stock

Scott Ridley - Starter '72 Corvette Le Mans in 1/43rd; built almost box stock, added roll cage, seat belts and gage decals


Guil Rosa - Revell '67 Alan Green Camaro Trans-Am racer; work continues as I've painted the interior and chassis Tamiya Insignia White, installed the engine and started to run oil lines, front suspension installed (minus sway bar), exhaust system built and installed, dash is almost ready to go needing only some detail painting, passenger seat belt done and soon to be installed, windows installed (rear side being scratch built, gas line from fuel cell to fire wall has been run

Paul Alphabet - '50 Oldster; mildly customized '50 Olds converted to a convertible, hopped-up engine, brought up to modern street legal requirements

Al Copeland - Batmobile (TV series version); a 'fantasy' turbine version using photo etch parts and Lacquer finish

Dana Benoit - VW Panel; built up to be offered for sale or trade

Dana Benoit - '76 Chevelle Laguna Stock Car; resin kit for sale

Show-N-Tell Photos for April



...from the Editor

by Art Paquin

Thanks to Del Paone, Dave Perkins, Barry Fadden, Paul Anagnostopoulos, Ron Tremblay, Stu Marcus, Dana Benoit and Joe Freitas for all their inputs and efforts which help create this newsletter.

The next deadline for submissions for the newsletter is Friday, July 22nd 2016 with a scheduled distribution date of Saturday, August 6th, 2016. Please take some time to write something for our newsletter, it will be much appreciated.

Thanks,

Art

The Classic Plastic Model Club Newsletter

Volume 22, Number 1

The Classic Plastic Model Club Newsletter is currently published four times a year by the Classic Plastic Model Club.

President: Del Paone

Sergeant-at-Arms: Ron Tremblay

Prestigious Club Secretary: Barry Fadden

Editor, Treasurer and President of Vice: Art Paquin

Photographers: Pete 'Wiz' Wisniewski & Dave Perkins

Webmaster: Paul Anagnostopoulos

Historian: Joe Baril

Kitmaster: Ed Arrajj

Candy Man: Dana Benoit

New members and change of address please contact:

Art Paquin at 978-458-0816 or paquinah@yahoo.com

Newsletter articles may be submitted to the newsletter editor at:

24 Campaw St, Lowell, MA 01850; Email: paquinah@yahoo.com

PREFERRED HOBBY SHOP DIRECTORY

(Membership discount listed in parentheses. Present your club membership card for the discount.)

ABC RC & Hobbies (10%) 11 Rockingham Road, Windham NH (603) 458-6481 www.abcrchobbies.com

CENTERLINE HOBBIES (10%) 167 Corporation Street, Hyannis, MA 02601 (508) 771-1244 www.centerlinehobbies.com

HARRY'S HOBBIES & COLLECTIBLES (20%) 250 E. Main St (Rte 495 Marketplace, behind Dunkin Donuts) Norton, MA 02766 (508) 285-8080 www.mymummy.com

HOBBY EMPORIUM (10%) 440 Middlesex Road, Tyngsboro, MA 01879 (978) 649-5055 Across from the Pheasant Lane Mall

HOBBYTOWN USA Apple Tree Mall, Londonderry, NH (603) 432-4881 www.hobbytown.com

JACKSON HOBBY SHOP (10%) 2275 W. County Line Rd (Bennett's Mills Plaza) Jackson, NJ 732-364-3334 www.jacksonhobby.com

THE SPARE TIME SHOP (20%) 222J East Main Street Marlboro, MA (508) 481-5786 www.sparetimeshop.com

THE HOBBY BUNKER 33 Exchange Street Malden MA 02148 (781-321-8855) www.hobbybunker.com (20% off prices when membership card is shown prior to sale)

Club T-Shirts are still available

We've have limited stock remaining of brand-spanking new club T-shirts in Grape color with our logo in white over the left breast. Available sizes range from Medium through Triple-X in 50/50 poly cotton. Also we have a new batch of black T-Shirts as seen at our September 2015 meeting. All shirts are \$10 each. Contact Art Paquin if you would like one (or more).

It's not too early to plan ahead for the L.I.A.R.S Show!

24+ Classes • 40+ Vendor Tables • Food and Drinks Available

Model Car Challenge

Model Car Show & Contest ♦ Saturday November 12, 2016



Freeport Recreational Center
130 East Merrick Road, Freeport, NY 11520
For More Information
Call 516 377-2310

Agenda: Door Prizes and Fun Throughout the Day

7:00 AM	Vendor Setup
9:00 AM	Contest Registration and Vendor Tables Open
12:30 PM	Registration Closes
3:00 PM	Awards Ceremony

Model Registration and Admission Fees

Adults	\$10.00 for First Model, \$1.00 for Each Additional Model
Junior (12 & Under)	FREE

General Admission Fees

Adult Spectator Admission	\$5.00
Junior Spectator (12 & Under)	FREE

Special Theme Class:

In celebration of The LIARS' 25th Anniversary, any make or model built in any style that has a 2 and/or a 5 in the year of manufacture. Painted with Tamiya TS-30, Silver Leaf, model must be at least 50% Silver Leaf if two toning.
Any vehicle from:

1902, 1905, 1912,
1915, the twenties,
1932, 1935, 1942,
World War II, the fifties,
1962, 1965, 1972,
1975, 1982, 1985, 1992,
1995, 2002, 2005,
2012 and of course
2015

For Show and Vendor Information Contact Rich Argus at 516 884-2270

Email: R.ARGUS@juno.com or the LIARS website <http://liarsmodelcarbuilders.com/>



Please refer to our web page

www.liarsmodelcarbuilders.com/ for our new rule changes and to download our show registration form.

Classic Plastic members - I wanted to make you aware that we sell sheets of inexpensive nostalgic 'water slide' decals in (approx.) 1:18 and 1:25 scales. We have speed equipment decals, drag strip decals and speed shop decals, plus models of GASSERS in 1:18 Scale. You can buy directly from our website (www.gassermotors.com) or from our various eBay listings. All items are in stock for immediate shipment. We've been selling these unique products for about four years and have sold them all over the world. Thought you might have some interest. Any questions please call. Thanks,
Bruce Blackway,
Gasser Models
21 Goldeneye Ct
Berlin, MD 21811
www.gassermotors.com