

We're gonna need a bigger hall!

by Club 'Prez 'Del Paone

What the heck is going on? It seems like at every monthly meeting we take on a new member or two. I'm not complaining...I think it's fantastic.

Some of our newer recruits are Bob Jeffers, Scott Ryder, Pat Wilkins and Steve Robillard. Not only have we added enthusiasm with these newbies...we've also added a lot of talent. I'm looking forward to seeing some of their finished products.

At our June meeting we had three more potential members, Bart Navarro, Tom Moody and Luis Sanchez, stop in. Luis brought a group of rust bucket rat rods for our Show-N-Tell and they were very impressive.

Why are these builders knocking on our door? I think they are finding us on-line...or they attend one of our model exhibitions and decide to attend a meeting for a look-see. When they see that we are NOT a politically motivated club with a lot of bureaucratic rules, they sign up. Our format is very loose and everyone gets to speak and show their work and participate in a lot of Q&A, which seems to help many of our members. The only requirement that we have is that you have a sense of humor. Everyone has their turn in the barrel. Our newsletter editor Art Paquin makes sure of that. Our club is a club of 'builders'...a lot of them with a lot of talent. What makes it even better is that they're all great people. If you need something for your project...just ask, I'm sure several of our guys and ladies would be happy to help you out.

It's great to see our club thriving. It's not due to any one person...after all we're a 'club' with a host of different personalities. Wouldn't it be a bore if we were all the same? Ya right!

Best of days -D-



Club Logo dress shirts (see photo at left) as well as new Club jackets are always available for purchase Contact Paul Yergeau



Observations of the grumpy modeler

By Mike Siesicki

The Grumpy Modeler is finally back in business...no thanks to Microsoft and their Windows 10 upgrade. I'm back to Windows 7 where I belong. The lack of a computer has not stopped Grumpy from looking around the Club and observing things.

I have observed the Club is getting BIGGER! Many new members are joining up and it's great to have new blood joining the ranks with new ideas, new builds, and new questions. Pretty soon we'll have to move our meetings upstairs to the larger room. Welcome aboard guys!

What is with the Skill Level ratings on new kits these days? Skill Levels that could be a Level 2 are now heading up to Skill Level 5! What?!!! We want to attract new builders and not frighten them away with increased ratings that would want to make them pass on a new model kit. Come on manufacturers...ease up! Leave the Skill Level ratings alone.

Drama! I hate drama! First it was the member who was using the Club to promote a failing hobby shop and his losing to others at our yearly show. And now the drama surrounding a member going through some personal issues has become quite the distraction for the Club. We are a model club, not a platform for changing your whatever. Keep the personal issues at home. Build a model, bring it to the Club Show-N-Tell and let's talk about it. We don't need no stinkin' drama!!!

Speaking of Show-N-Tell, the tables during the meetings are jammed packed with builds of all kinds in various stages of completion. Ya gotta love it!

Has anyone noticed that the curtain divider between the bar and our little meeting hall is falling down?

Does the Club know what it has for kits? I have a box at home with 8 unsealed kits and 2 sealed kits that belong to the Club. I've supplied a complete listing of these kits for Art.

The model get-togethers at Paul's and at Ken and Barbara's homes have been a great way to have a meeting of sorts in an informal type of atmosphere. These get-togethers are something I look forward to especially when the next Club meeting has been pushed off due to a holiday.

The Club Facebook page is now 2 years old and being run by Joe Baril. It has been a great way to keep in touch with other Club members and a few others who are not part of the Club. Keep up the great work on the page, Joe!

That's about all Grumpy is going to report on for now. Just remember, I'm old, I'm gray, and stay off my lawn!!! Keep on building!

Mike S



Ahhh, just a suggestion...

by Sargent-at-Arms Ron Tremblay

With the decision at our last meeting to change our 2017 show sub-theme to 'Any vehicle with an animal name', I did a little research and came up with a list of vehicles with animal names. I know that many of these were never made as a kit, but possibly a resin body exists for some of them. Use your creativity.

1. BARRACUDA - Plymouth
2. BEETLE (BUG) - Volkswagen
3. BISON - Chevrolet (heavy duty truck)
4. BLACKHAWK - Stutz
5. BLUEBIRD - Nissan/Datsun
6. BOBCAT - Mercury
7. BRONCO - Ford
8. CHARGER - Dodge
9. CHEETAH - a rare 1960's sports car
10. COBRA - Shelby, Shelby-Ford
11. COLT - Mitsubishi
12. COUGAR - Mercury
13. EAGLE - AMC
14. FIREBIRD - Pontiac
15. FOX - Audi, Volkswagen
16. GAZELLE - Singer
17. HONEY BEE - Nissan/Datsun
18. HORNET - Hudson
19. IMPALA - Chevrolet
20. JAGUAR - an outgrowth of S.S. Cars
21. LARK - Studebaker
22. MARLIN - AMC
23. MUSTANG - Ford
24. PINTO - Ford
25. PUMA - Ford
26. RABBIT - Volkswagen
27. RAM - Dodge
28. RAPTOR - Ford
29. ROAD RUNNER - Plymouth
30. ROBIN - Reliant
31. SABLE - Mercury
32. SCORPION - Grinnall
33. SKYLARK - Buick
34. SPIDER/SPYDER - Porsche, Alpha, Ferrari, Fiat
35. STAG - Triumph
36. STINGRAY - Chevrolet Corvette
37. SUNBIRD - Pontiac
38. SUPERBEE - Dodge
39. THUNDERBIRD - Ford
40. TIGER - Sunbeam
41. VIPER - Dodge
42. WASP - Hudson
43. WHITE EAGLE - Kissel
44. WILDCAT - Buick

I hope this gives you some ideas for building this winter.

Enjoy!

Sarge



I hope you enjoy...

by Dick Freeman

Hello everyone. I would like to share with you a collage illustration of a Chrysler 300G that I did back in April 2016.


Originally back in 1994 I came upon this '61 Chrysler on exhibit at the Larz Anderson Auto Museum in Brookline, MA. With a charcoal stick I sketched the gestural pattern of it's likeness on to white paper. I minimized this sketch because I wanted to erase it later. Next, using a reed pen and a soft water colorists brush, I did all that seemed essential to portray the look of the car in gray toned ink. I was not pursuing a photo-like rendering so some expressive distortions would be fine. When done I then erased the charcoal marks.

Originally intended as a picture to be published in the MassCar Model Car Club newsletter, I made reduced photo copies. The most effective copy I then enhanced with a few black and gray colored pencil marks and had it reproduced in that newsletter.

While attending the World-of-Wheels show in Boston last April, I showed one of the old photo copies to my friend Wayne Warrick. Wayne is a vendor (Road Daddy Productions @aol.com) and subscription representative for Kool House Publications, Inc. (producers of Ol'Skool Rodz and Car Kulture Deluxe magazines). His enthusiasm about the drawing inspired me to make a collage variation.



Using an office copy machine, I've enlarged the image that I had showed Wayne. Next, using a number 11 Exacto knife I cut out the contour of the sketch and many of the 'shade' areas as well as a rounded and distorted rectangular frame. Lastly, I glued these on to black construction paper and enhanced a few areas using black, gray and white colored pencils. Using office supply 'white out' fluid I touched up a few spots I did not like.

Thanks, Dick



(continued on page 3)

(continued from page 2)



COMING EVENTS

Sep 10, 2016 – Sat. – Club meeting at Lowell VFW at 1 PM
Sep 11, 2016 – Sun. – Central Pennsylvania Model Car Club (CPMCC) 30th anniversary show in Gilbertsville PA for more info go to www.cpmcc.org (show flyer image on page 11)
Oct 1, 2016 – Sat. – Club meeting at Lowell VFW at 1 PM
Oct 2, 2016 – Sun. – 24th Annual Classic Plastic Model Club Model Car Exhibition held at the Lawrence MA Elks hall
Oct 8, 2016 – Sat. – NNL Nationals #37, Sylvania OH
Oct 16, 2016 – Sun. – Exposition Amicale in Charlesbourg QC (near Quebec City)
Oct 16, 2016 – Sun. – GraniteCon XXIV by the Granite State Modelers Club in Nashua NH (see show flyer image below)
Oct 22, 2016 – Sat. – IPMS Mid-Hudson, Poughkeepsie NY (see show flyer image on last page)
Oct 29, 2016 – Sat. – 5th annual Diversified Scale Modelers show in Belleville NJ (not far from NNL East site) (see show flyer image on last page)
Nov 5, 2016 – Sat. – Club meeting at Lowell VFW at 1 PM
Nov 12, 2016 – Sat. – LIARS club show Road Warrior event CPMC Road Warrior event (show flyer image on page 11)
Nov 20, 2016 – Sun. – Fulton NY Car and Truck Show (see show flyer image on last page)
Dec 3, 2016 – Sat. – Club Christmas Party to be held at Lenzi's Millhouse in Dracut at 1:30 pm, ask Art for directions
Jan 7, 2017 – Sat. – Club meeting at Lowell VFW at 1 PM
Feb 4, 2017 – Sat. – Club meeting at Lowell VFW at 1 PM



GraniteCon XXIV

www.granitestatemodelersclub.org
 Sunday, October 16th, 2016 9AM to 4PM
 The Elks Club
 120 Daniel Webster Highway
 Nashua, New Hampshire



Show Admission \$2.00

Children 12 and under free with adult

10AM Hourly Raffle begins

12PM Contest judging begins

3PM (approximately) Awards are presented

Contacts:

For show information, contact Pres. Mac Johnston 603-359-0595. Or Sec. Rodney Currier at 603-726-3876

VP. Keith Touchette touchettekr@gmail.com

Vendor table: (\$30.00). John Rauscher at 603-529-5644

To sponsor an award category (\$25.00) Treasurer: Ed Mele at emelev@gmail.com

Contest Entry Fees

Adult: \$5.00 for the first five entries.

\$1.00 for each additional entry.

Juniors: Unlimited entries, Free

Direction:

From Route 3 (Everett

Turnpike)

North or south in Nashua NH,

Take exit 2 to DW Hwy and

take second exit. Elk's Club

will be on right.



Contest Rules:

- The contest is open to all registrants. Registration starts at 9:00 AM, and promptly closes at 12 noon.
- Models will be judged on overall workmanship (assembly, painting, decals/markings, weathering), representation, and affordable accuracy as outlined in The IPMS handbook.
- Each registrant will be eligible for one place award per category (no sweeps within a category). It is possible to win one place award and Best out of Box award for the same category when it is deemed applicable.
- To be eligible for the Discretionary award Best Out Of Box the entry must be built only using the contents supplied with the kit by the manufacturer. The only modifications permitted are tape or paper seat belts (not photo etched), antenna made from sprue, wire or other materials, changing decals, markings, or color scheme and drilling out barrels.
- Each entry must have been built by the registrant named on the entry form. Entrants in the junior categories may have received some assistance in the building their entries, but must have substantially completed the models on their own. No absentee registration, adult themes, subjects of a prurient nature, or advanced registrations will be accepted.
- No model entry which has won any prize at this local or regional contest, convention or has won any prize at any national, international contest, convention is eligible for an award.
- IPMS/Granite State Modelers reserve the right to delete/alter/ split/ combine or otherwise change the categories as the clubs determines to be appropriate based on the actual entries.
- The decision of the IPMS/Granite State Modelers head judge will be final interpretation or application of these rules.
- GSMC is not liable for any lost, missing or damaged items brought to the contest from visitors, vendors and contestants.

Special Awards:

Campaign Award: Best super detailed armor piece. An "AMPS" style build book is required.

The Connors Award: In honor of a former club member, is a special trophy for the best British aircraft, automobile or military/armor (or other with British markings).

The Charles VanCor Award: In honor of a former member this award is given to Best Ship.

The Kent Kinal Award: is presented to be the best aircraft from a small air force (not USA, British, German, Soviet, or Japanese, based on markings). The contest judges decide on the best entry in the show which receives The Judges Award

Theme Award: "The 1960's" Anything

Built and used in that period.

List of categories are on the next page.

Note: OOB stands for Out of Box.

If the box is checked in OOB column it is eligible for Best (Out of Box) Award



Meeting Minutes

May, June and July 2016

by Club Secretary Barry Fadden

May 2016: We had 24 members attend the meeting

Club Business discussed at this meeting:

- We still have trophy packages available - see Del Paone
- We decided to hold our December meeting Holiday party at Lenzi's Millhouse as we did last year
- NNL East was the largest ever...and just a blur to us now

Raffle Winners:

Ken Denza - Monogram Trans Am Funny Car

Mike Siesicki - AMT '67 Mustang GT-350

Mike Luzzi - Revell 'T' Touring

Mike Luzzi - AMT '63 Corvette Coupe

Show-N-Tell:

Pat Wilkins - AA/Altered T-Bucket, old AMT Parts Pak body, scratch built frame, suspension, axle, etc

Pat Wilkins - Monogram '32 Ford Roadster cut down to become a Roadster Pickup, scratch built bed, '37 Ford truck grille

Mike Luzzi - Revell '70 Plymouth Hemi 'Cuda Sox and Martin, shaved fenders down, Mad Modelling Holley carbs, distributor and wires, scratch built intake tubes on carbs, decals from Slix

Dana Benoit - '50 Ford Crestliner, Modelhaus and AMT kit bash, has been quite a learning experience

Dana Benoit - '15 Corvette Stingray, this kit was supposed to be pre-painted but it was not, bought it to help conquer my fear of decals

Mike Siesicki - '05 Chrysler 300C rebuild, final wet coat of paint has been applied

Mike Siesicki - '49 Mercury Woody Wagon work in process, am painting almost all the parts, painted the wood trim on the body

Scott Ridley - '34 Ford Lowboy, Revell body, nose made from two '42 Willys hoods and plastic sheet, Monogram Indy Car front suspension, interior from parts box, Arri/Otaki wheel set, Tamiya paint and two-part clear

Scott Ridley - '75 Ford Capri, Academy kit but interior, chassis and suspension taken from AMT '66 Pro-Street Nova

Ken Denza - '99 Pontiac Firebird Pro-Street in Model Master Pearl Blue with clear coat, billet aluminum wheels from Jim Padgett, billet aluminum breather caps and oil filter and tires from VCG Resins, oil dipstick from BNL Resins, added fuel line, battery cables, throttle linkage, spark plug wires and distributor from Parts by Parks, added braided radiator hose and oil line, header flanges, scratch built exhaust system, polished aluminum drive shaft, windshield wiper blades and rear license plate from parts box, interior has flocked carpet, scratch built inter door panels with photo-etch door handles, seat belts, wired tach, rear view mirror with parts box seats and steering wheel

Ken Denza - AMT '49 Mercury Sedan Pro-Street, painted Tamiya Metallic Green over Tamiya Racing Green, chassis is the rear half and rear end from the AMT '66 Nova Pro-Street, billet aluminum wheels from Jim Padgett, plug wires from Parts by Parks, Hemi engine from Revell '41 Willys, front spindles from parts box, rear tires from VCG Resins, front tires from '55 Chevy Sportsman, polished aluminum drive shaft

Del Paone - twin engine El Camino project just started

Guil Rosa - Tamiya Jordan 191 in 1/20th scale, I've just started another Formula 1 car, driven by Brazilian Roberto Moreno at the '91 Portuguese Grand Prix, I will add aftermarket decals, carbon fiber decals, colors will be airbrushed and I'm planning to add a few details here and there

Frank Moore - LVTN4/M24 Turret in 1/35th scale, hull and tracks from old kit, scratch built turret, crew came from parts box, all paints Tamiya acrylics and Testors enamel

Frank Moore - Tamiya US Army MPS in 1/35th scale, two figure kit, Tamiya acrylics and Testors enamel

Frank Moore - Tamiya SAS Jeeps in 1/35th scale, one as a standard raider and the other as a support vehicle with a 50 caliber machine gun

Frank Moore - Monogram M29C diorama titled 'Looted' in 1/35th scale, a glue-bomb rescue/restoration, figures are Tamiya, paints are Tamiya and Testors

Frank Moore - Tamiya German MG crew figure set in 1/35th scale, crew carries an MB42 light machine gun



Frank Moore - Dodge 3/4 ton truck with 37MM Anti-tank gun in 1/35th scale, scratch built truck, gun is Monogram, figures all converted, paints are Tamiya and Testors

Dave Perkins - Mayers Manx Dune Buggy, brought in to show interior and new hose I found for brake lines and fuel lines.

Dave Perkins - '60 Corvette, brought in to show Bare Metal Foil

Show-N-Tell Photos for May





(Show-N-Tell photos continues on page 6)

(May Show-N-Tell photos continued from page 5)



June 2016: We had 26 members and 3 visitors attend Club Business discussed at this meeting:

- Visitors -
 - Bart Navarro (found us on-line, joined the club), Andover, MA - Military models
 - Tom Moody (found us on-line), Manchester, NH - NASCAR models
 - Luis Sanchez (found us on Facebook), Quincy, MA - Auto and Rat Rods
- We've got everything all set for the 2016 show - tables, hall, trophies, catering truck
- Art booked Lenzi's Millhouse for our Holiday party/meeting to be held on Saturday December 3rd
- We've started to consider and discuss themes for our 2017 show

Raffle Winners:

Dave Perkins - AMT '62 Bel-Air Chevy
 Bart Navarro - AMT '62 Bel-Air Chevy 409
 Moto Maguire - AMT '67 Mustang GT-350
 Pat Wilkins - AMT '53 Corvette

Show-N-Tell:

Mike Siesicki - '49 Mercury Woody Wagon work in process, painted with Testors Mythical Maroon, Model Master enamel Wood and cleared with Testors Ultra Gloss, interior flocked and painted Model Master Dark Tan, front suspension lowered, chrome reverse wheels from the Revell '69 Dodge Charge Daytona

Mike Siesicki - '05 Chrysler 300C rebuild, reengineered front and rear bumper fitment, repainted with Tamiya TS-58 Light Blue Pearl and cleared with Testors Ultra Gloss

Guil Rosa - Revell '67 Camaro, Alan Green Trans-Am racer. The revenge! After almost getting there I decided to start all over again, using the body, chassis engine from the AMT '67 Z/28 Camaro kit and the same parts from Revell's '67 Camaro SS along with the engine from the Revell '69 Camaro, you can also see the sketch I used to guide the roll cage jig

Guil Rosa - Monogram '90 Havoline Thunderbird in 1/24 scale, body painted with Tamiya TS-14 Black, chassis and roll cage with Krylon Pewter Gray all topped with Testors Wet Look clear, wheels are Tamiya Gold

Bart Navarro - Tamiya Desert Chevy Truck, a British desert truck

Bart Navarro - Monogram '63 Cobra 427 with Tamiya rattle can paint finish

Bart Navarro - Academy P-51 Mustang in 1/72nd scale, used Alclad

Del Paone - Twin Engine El Camino, scratch built chassis is beginning to take shape, scratch built cockpit, dash and roll cage, beginning to work on engines, have to build front suspension (can't wait for that!)

Joe Angers - Tamiya 1/12th scale Ducati 916, building box stock with Tamiya acrylics, color to be Rosso Ducati mixed by Scale Finishes

Luis Sanchez - '29 Ford, modified front end and interior

Luis Sanchez - '31 Ford, 95% scratch built

Luis Sanchez - '29 Ford Pickup, 95% scratch built

Moto Maguire - Johnny Lightning '38 Bantam Pickup (die-cast), one ugly truck to be transformed to a curb side drag truck

Mike Woods - Bronco 1/350th scale Marines MH53E Sea Dragon (comes two in a box thank God!), with this kit you WILL need a magnifier and extra patience!!!

Dana Benoit - '66 El GTO or El Goat (let's take a vote), combined a '66 GTO with a '66 El Camino, slicing and dicing is done now it's time for the putty

Scott Ridley - '53 F.D.S. Ferrari 340 MM in 1/43rd scale, added front and rear spoilers, side box extensions, cut door and made one from brass

Scott Ridley - Burago '57 Ferrari Testa Rossa in 1/18th scale, removed the lower body parts and glued to upper body half, real glove leather seats, hand laced wire wheels, Tamiya paint with Urethane Clear

Scott Ridley - Mercacholic Coupe - turret roof removed and replaced with resin cast '36 chopped body, wheels from Fujimi

Scott Ridley - Frankenstude Panel, modified a three window coupe into a panel using Evergreen plastic, interior is scratch built with parts box seats, wheels from Aoshima and Pegasus brakes, paint is Tamiya with Pearl and Urethane clear

Steve Robillard - Michigan L-190 Front End Loader from Kit Form Service, built stock from box and added 400 hp Cummins Diesel engine fully plumbed and weathered, GS stainless steel chemical fire extinguishers, is part of a three-piece display

Frank Moore - P38, which is a photo recon version of an F-5, a conversion, gun fairing removed and cameras were added in to make the conversion, and yes, F-5's were painted blue, original kit color was OD green

Frank Moore - Aurora P51 Mustang in 1/48th scale, built mostly out of the box, canopy from Squadron, pilot from Revell/Monogram, original kit color was OD green

Frank Moore - Aurora British Spitfire Fighter in 1/48th scale, one of Aurora's early releases, original kit color was Medium Metallic Blue, masking show some of it

Frank Moore - Aurora SNJ Primary Trainer, USN circa 1947, old kit in 1/48th or so scale, parts box decals, canopy from Squadron, tail and wings left unpainted to show original yellow color

Show-N-Tell Photos for June





(Show-N-Tell photos continues on page 8)

(June Show-N-Tell photos continued from page 7)



July 2016: We had 30 members and 2 visitors attend Club Business discussed at this meeting:

- Visitors -
 - Stu Marcus
 - Doug Estabrook
- We've decided our themes for our 2017 show is:
 - Tentative date is October 8, 2017
 - Main Theme - 50th year of the Camaro, Firebird and Cougar - any year, any build style you like
 - Sub-Theme - Any vehicle primarily painted any shade of silver (editors note – this has been changed at our August meeting)

Raffle Winners:

Guil Rosa - Revell/Monogram Monte Carlo NASCAR
 Bart Navarro - MPC '67 GTO
 Paul Yergeau - AMT '72 Nova
 Doug Estabrook - Lindberg '77 Olds 442
 Luis Sanchez - Monogram STP Pro-Stock
 Joe Baril - AMT '77 Mustang
 Dwayne Benoit - Monogram Dodge Challenger

Show-N-Tell:

Mike Siesicki - Moebius '55 Chrysler 300C work in process, to be painted Model Master Guards Red with Model Master Radome Tan interior, suspension to be lowered slightly
 Mike Siesicki - AMT '66 Ford Fairlane GT work in process, painted with Tamiya TS-92 Metallic Orange with Tamiya TS-29 Semi-Gloss Black and TS-92 Orange interior, wheels and tires from Revell '72 Olds Cutlass kit
 Mike Siesicki - '49 Mercury Woody Wagon, painted with Testors Mythical Maroon One Coat Lacquer, Model Master Dark Tan enamel interior, wood trim is Testors Wood enamel,

chrome reverse wheels from Revell '69 Dodge Charger Daytona, engine wired

Alex Melnychuk - Peterbilt 377 A/E Tri-axle, added third axle, AITM headache rack, resin fuel tanks and tool box, extended shifter, detailed dash, painted Tamiya Racing Blue and Testors Root Beer

Alex Melnychuk - Peterbilt 378 Day Cab, built box stock but added aftermarket exhaust stacks, Gary Wallace front rims and tires, new antennas, detailed dash, painted Testors Lime Ice and Rustoleum Black Night Metallic

Pat Wilkins - Moebius Chrysler 300CX, concept - 'What would Virgil Exner do in hindsight?' similar in theory to the Thunderbird - sectioned and shortened, etc.

Dana Benoit - Kenworth built box stock (yes, I built a Kenworth truck)

Guil Rosa - Monogram '90 Havoline Thunderbird in 1/24 scale, body painted with Tamiya TS-14 Black, chassis and roll cage with Krylon Pewter Gray all topped with Testors Wet Look clear, I decided to add aftermarket stuff and scratch build some others, a nice way to get away from the troubling '67 Camaro build!

Bart Navarro - Revell '34 Three Window Coupe, painted using 89 cent metallic craft paint and Future floor wax

Bart Navarro - AMT '94 T-bird built out of the box, painted Krylon and cleared

Del Paone - Twin Engine El Camino, most of the chassis is finished, need to scratch build front suspension; finished 'rear' engine, roll cage and interior, beginning to work on 'front' engine and altering body to fit it in

Luis Sanchez - Thunderbird Pro-Stock finished with PPG paint

Luis Sanchez - Firebird Pro-Stock finished with PPG paint

Luis Sanchez - '59 El Camino, acrylic paint, Bare Metal Foil

Luis Sanchez - '49 Merc painted in satin black acrylic

Luis Sanchez - '65 Chevy Pickup, weathered, made tailgate from wood and metal mesh

Ken Denza - AMT '49 Mercury Pro-Street in Tamiya Metallic Green over Tamiya Racing Green

Frank Moore - Aurora B26C in 1/48th scale, an in progress work, when completed it will resemble the B26 'old 1391' which was flown at the battle of Midway against the Japanese fleet as a 'Torpedo Bomber'

Ken Denza - Monogram '90 Ford Car Hauler painted Boyd's Chezoom Teal with clear coat and polished, engine bay - wired alternator, added air conditioning, hoses and spark plug wires. Chassis - stretched 2.75 inches, wedge hauler body made by AccuPro along with ramps, added a winch with cable and hook, added battery cables, wired winch

Ken Denza - AMT Pinto Modified in Tamiya Mica Red and Testors One Coat Lacquer clear, added fuel line, throttle linkage, spark plug wires by Parts by Parks, tires from Plastic Performance Products, wheels from Fred Resin Workshop, added fire extinguisher from parts box, scratch built hood and windshield added radio antenna to the roof, wired alternator, added hood and trunk pins from Pro Tec, added oil dipstick from BNL Resins

Show-N-Tell Photos for July




(Show-N-Tell photos continues on page 10)

Club T-Shirts are still available

We've have limited stock remaining of brand-spanking new club T-shirts in Grape color with our logo in white over the left breast. Available sizes range from Medium through Triple-X in 50/50 poly cotton. Also we have a new batch of black T-Shirts as seen at our September 2015 meeting. All shirts are \$10 each. Contact Art Paquin if you would like one (or more).

(July photos continued from page 9)



Look!

A new hobby shop has been added to the Classic Plastic Model Club Preferred Hobby Shop directory.

Located on Route 12 in West Boylston Ma, Turn 4 Hobbytown offers a 10% discount to CPMC members. Please take the opportunity to visit and help the hobby grow by supporting our suppliers.



Authorized Service Center

Welcome to Turn 4 HobbyTown!
(Formerly Turn 4 Hobbies)

NEW LOCATION!
215A West Boylston St. - Rt. 12
West Boylston, MA 01583

(formerly the Wonderbread/Hostess Building)

Conveniently situated just north of Worcester, west of Marlborough and south of Leominster with easy highway access to and from I-190/I-290

In Case of Inclement Weather - Please call ahead! 774-261-8191

Hours of Operation

Monday thru Wednesday: 10am-6pm
Thursday: 10am-7pm
Friday: 10am-7pm
Saturday: 10am-6pm
Sunday: Noon-6pm



Guess who?



...from the Editor

by Art Paquin

Thanks to Del Paone, Mike Siesicki, Dick Freeman, Barry Fadden and Ron Tremblay for all their inputs and efforts which help create this newsletter.

The next deadline for submissions for the newsletter is Friday, October 21st 2016 with a scheduled distribution date of Saturday, November 5th, 2016. Please take some time to write something for our newsletter, it will be much appreciated.

Thanks,

Art

The Classic Plastic Model Club Newsletter

Volume 22, Number 2

The Classic Plastic Model Club Newsletter is currently published four times a year by the Classic Plastic Model Club.

President: Del Paone

Sergeant-at-Arms: Ron Tremblay

Prestigious Club Secretary: Barry Fadden

Editor, Treasurer and President of Vice: Art Paquin

Photographers: Pete 'Wiz' Wisniewski & Dave Perkins

Webmaster: Paul Anagnostopoulos

Historian: Joe Baril

Kitmaster: Ed Arrajj

Candy Man: Dana Benoit

New members and change of address please contact:

Art Paquin at 978-458-0816 or paquinah@yahoo.com

Newsletter articles may be submitted to the newsletter editor at:

24 Campaw St, Lowell, MA 01850; Email: paquinah@yahoo.com

PREFERRED HOBBY SHOP DIRECTORY

(Membership discount listed in parentheses. Present your club membership card for the discount.)

ABC RC & Hobbies (10%) 11 Rockingham Road, Windham NH (603) 458-6481 www.abcrchobbies.com

CENTERLINE HOBBIES (10%) 167 Corporation Street, Hyannis, MA 02601 (508) 771-1244 www.centerlinehobbies.com

HARRY'S HOBBIES & COLLECTIBLES (20%) 250 E. Main St (Rte 495 Marketplace, behind Dunkin Donuts) Norton, MA 02766 (508) 285-8080 www.mymummy.com

HOBBY EMPORIUM (10%) 440 Middlesex Road, Tyngsboro, MA 01879 (978) 649-5055 Across from the Pheasant Lane Mall

HOBBYTOWN USA Apple Tree Mall, Londonderry, NH (603) 432-4881 www.hobbytown.com

JACKSON HOBBY SHOP (10%) 2275 W. County Line Rd (Bennett's Mills Plaza) Jackson, NJ 732-364-3334 www.jacksonhobby.com

THE SPARE TIME SHOP (20%) 222J East Main Street Marlboro, MA (508) 481-5786 www.sparetimeshop.com

THE HOBBY BUNKER 33 Exchange Street Malden MA 02148 (781-321-8855) www.hobbybunker.com (20% off prices when membership card is shown prior to sale)

TURN 4 HOBBYTOWN 215A West Boylston Street (Rt 12), West Boylston, MA 01583 (10% off prices when membership card is shown prior to sale)

Len Feinberg & The Central Pennsylvania Model Car Club proudly present the ...

SUPER SEPTEMBER SHOWDOWN!

Model Contest & Vendor Show!

In celebration of the CPMCC's 30th anniversary, this year's theme is:

30-something!

Any car, truck or bike from the 30s! ANY style! ANY scale!

September 11th, 2016 / 9AM- 2PM
Gilbertsville Fire Hall / Route 73 1456 E. Philadelphia Ave.
Gilbertsville, PA 19525

Admission is STILL JUST \$5 and covers your registration!
Please limit your entries to 10 per class per person. A sit-down breakfast is available next door starting at 8AM and there are plenty of eateries nearby!

For vendor info, contact Len at 610-923-7534. For trophy sponsorships & contest information, e-mail centralpmcc@hotmail.com or go to www.cpmcc.org

21 Classes + Best of Show!

24+ Classes • 40+ Vendor Tables • Food and Drinks Available

Model Car Challenge

LIARS 25th Anniversary

Model Car Show & Contest ♦ Saturday November 12, 2016

Freeport Recreational Center
130 East Merrick Road, Freeport, NY 11520
For More Information
Call 516 377-2310

Agenda: Door Prizes and Fun Throughout the Day

7:00 AM	Vendor Setup
9:00 AM	Contest Registration and Vendor Tables Open
12:30 PM	Registration Closes
3:00 PM	Awards Ceremony

Model Registration and Admission Fees

Adults	\$10.00 for First Model, \$1.00 for Each Additional Model
Junior (12 & Under)	FREE

General Admission Fees

Adult Spectator Admission	\$5.00
Junior Spectator (12 & Under)	FREE

Special Theme Class:

In celebration of The LIARS' 25th Anniversary, any make or model built in any style that has a 2 and/or a 5 in the year of manufacture. Painted with Tamiya TS-30, Silver Leaf, model must be at least 50% Silver Leaf if two toning. Any vehicle from:

1902, 1905, 1912, 1915, the twenties, 1932, 1935, 1942, World War II, the fifties, 1962, 1965, 1972, 1975, 1982, 1985, 1992, 1995, 2002, 2005, 2012 and of course 2015

For Show and Vendor Information Contact Rich Argus at 516 884-2270
Email: R.ARGUS@juno.com or the LIARS website <http://liarsmodelcarbuilders.com/>

NEW! Please refer to our web page www.liarsmodelcarbuilders.com/ for our new rule changes and to download our show registration form.

DIVERSIFIED
5th Annual **SCALERS** M.C.C.
Model Car Meet & Contest
SATURDAY
OCTOBER 29
2016



Belleville,
New Jersey

Theme:
PICK-UP TRUCKS

25th Annual
Fulton Model Car and Truck Show
Sunday November 20, 2016
Volney Fire Dept. Barn
3002 State Rte 3
Fulton, New York 13069
9:30 AM to 4:00 PM
Please try to have entries in by 1:30 PM



Featuring :

- Model Car and Truck Contest (see back for classes)
- Separate NNL Style Model Display Area (with Best of Award)
- Model Vendors selling kits and after market parts and supplies

For Information call Dan 315-695-2680 or Gary 315-593-7508 email
dstphillips@twcny.rr.com or gwtrucks@yahoo.com

**DETROIT AREA
AUTO MODELERS**

Presents:
Our 52nd Show — One of the Biggest Shows in the Midwest!
Sunday, November 13, 2016
9am-3pm
at the
Macomb Community College Sports & Expo Center
Located at the Southwest corner of 12 Mile Rd & Hayes Rd in Warren, Michigan
Vendors featuring Vintage & New:
Toys • Model Kits & Building Accessories • Diecast Models • Collectibles of All Kinds
Show Admission is Still only \$5.00!

See Over For Model Show Info!

PLUS! Motor City NNL 12
Main Theme: **Fabulous 50's**
SubTheme: **50 Years of the Dodge Charger**

People's Choice Awards will be given in each of the theme classes — Plus:
The Don Borowicz Memorial Award • The Built Bud's Way Award
For Vendor or Show Information: Please Call (586) 344-9496 (9am-9pm)
Announcing our 2017 Shows:
Spring - Motor City Madness 18 • Fall - NNL 13: 50 Years of Camaro & Firebird
© 2016, GT Design and Detroit Area Auto Modelers - All Rights Reserved Made in the USA by Munro Printing - www.munroprint.com

See Over For Show Info!

Mark Your Calendar Now!

TRI-STATE SCALE MODEL CAR CLUB
presents
NNL™
The 31st Annual
• MODEL CAR SHOW
• SCALE MARKETPLACE
• COTTAGE INDUSTRY EXPO
East
The Next 30 Years!

Next Year's Theme :
In God We RUST
Anything Rusty!

SubTheme :
HOTRODS FROM HELL
Post -Apocalyptic Vehicles

April 22, 2017
1 Pal Drive, Wayne NJ 07470

Show Information: Tom Geiger 732-687-8171 (7-10 pm weekdays)
Email:nnleast@aol.com For latest info go to: www.nnleast.com