

Rumors

By Club President
Paul Anagnostopoulos

Are we having fun so far?
As the Coronavirus pandemic rages around us, we are actually doing pretty well here in Mass,

Maine, and New Hampshire. Keep up the good work, folks! Wear a mask: freedom isn't free.

I don't really have much to say. Our Project Corona '29 Ford is nearing completion. Pat Wilkins has just a few more details to attend to. It really looks good: a testament to our ability to build components individually and then make a coherent whole out of them. I look forward to the completed model sitting on Pat's shelf.

Our last few meetings have been held using the Zoom conferencing app. We had as many as 18 people all Zooming at once. We also had play dates (build-a-thons) where members work on their current projects while zooming with one another. It's been our pleasure to host Vince Lobosco and Doug Whyte at some of those virtual meetings. I think this is going to continue for awhile.

It became clear that we had to cancel both our annual show in October and our Christmas party in December. Things just aren't going to be back to any semblance of normal by then. Our decision was reinforced when the Tri-State Scale Model Car Club canceled NNL East in September. It had already been postponed from April. That pretty much wipes out the entire model car show schedule for 2020.

I'm slowly working on my Aston Martin DBS mild custom. The chassis is in good shape. I'm now focused on the interior.

Stay healthy, friends!
Paul

Virtual Meeting Notice!

Our **September 12th** club meeting will be held virtually via the Zoom live meeting application.

Paul A will send an email to all members and Art P will send out a reminder email just before that date.

Please contact Paul A (paul@windfall.com) if you did not get an invitation email to the meeting.



Build-A-Thon

by Club Secretary Mike Siesicki

Our first online building session was held on Sunday, May 17, 2020 via the Zoom app. Not everyone was able to stay on for the entire four hours, but we shared many stories and jokes and the laughter was plentiful...and nobody got hurt!

Attendees in May were as follows: Paul Anagnostopoulos, Michael Siesicki, Art Paquin, Matt Wells of Scale Motorsport, Mac Johnston, Dana Benoit, Marcus Nanita, Tom Hart (aka Gooseball Brown), Andrew Koerner, Donny Lewis, Pat Wilkins, Bill Aliferis, Barbara and Ken Denza

On Sunday, June 28, 2020, a group of club members had our second Build-A-Thon via the Zoom app. The event started at 11:00 AM and concluded at 3:00 PM.

Attendees in June were as follows: Paul Anagnostopoulos, Michael Siesicki, Dave Perkins, Tom Hart, Dana Benoit, Guilherme Rosa, Ken and Barbara Denza, Scott Ridley, Pat Wilkins, Andrew Koerner, Art Paquin, Dave Howarth and, a special appearance by Doug Whyte

On Sunday July 26, 2020 we had our third Build-A-Thon and it lasted from 11:00 AM to 4:00 PM

Attendees in June were as follows: Paul Anagnostopoulos, Michael Siesicki, Doug Whyte, Guilherme Rosa, Pat Wilkins, Andrew Koerner, Tom Hart, Marcos Nanita, Linda Follensbee, Ruane Crummett, Barbara and Kenny Denza

We had an afternoon filled with plenty of chatter and BS'ing on Zoom. Tom Hart made a trip to the VFW and tried to get some of us to guess where he was based on some cell-phone video. All we needed was a Dunkin Donuts for more coffee and chatter!

Thanks to all who attended. If you would like to see pictures of your Build-A-Thon project in the next newsletter then send photos of your build (especially in-process photos) via email to Art Paquin (mebind@comcast.net). Art will include them in our next newsletter.

I hope to see you at a future Build-A-Thon! Mike





Kit Review: '65 Plymouth Satellite

by Club Secretary Mike Siesicki

This is another kit from Moebius which shares parts with their '65 Plymouth Belvedere and the Moebius/Model King '65 AWB Plymouth.

It is a well molded kit with no flash or misaligned parts and is molded in white plastic with clear windows, red taillights and black vinyl tires. Be aware that this plastic does take a moment longer for the plastic to adhere with model glue. I had added a hood scoop to the Moebius '65 Belvedere and the scoop kept coming off after removing the clamp and I used Super Glue to finally keep the scoop on.

Assembly is straight forward with instructions that do have a small mistake on part numbers, but I found it rather easy to figure out. Instructions are in black print on a white background and diagrams for part locations are black and white on a light blue background. One item I found missing was the fuel pump, which is mounted on the passenger side front of the engine block. If you want to add one, it can be made from scratch or 'borrowed' from your parts box. For this build I used the excuse that the fuel pump is inside the gas tank.

I found this kit somewhat difficult to lower the stance on, especially the front suspension. The spindles are inverted to begin with and the nose of the car is somewhat high. I found that if I want to lower the front suspension, I have to remove the kingpins and add a new spindle to the top of the upright and make sure it is glued on very well or it will come off. The rear suspension is a one piece type that includes the driveshaft, rear axle and leaf springs. The top of the rear axle is molded open; which I didn't care for. I may fill that in just to satisfy my taste.

I had problems with the engine side panels and the core support not wanting to stay together after gluing them together. They stayed glued to the firewall, but not to the core support. Pay particular attention to this area by sanding the joints before gluing and then maybe clamp them together for some time. There is something about this plastic that doesn't like liquid model glue.

This is a kit that definitely tried my patience. Would I recommend this kit? Yes, if you have a lot of patience.
Mike



Kit review: Western Star

by Associate Treasurer Tim Rhine

Hello club members. My next kit review is of Italeri kit number 717; which is the Western Star 5964SS 'Wildcat' 1/24th scale tractor released in 1999.

Upon opening the kit it is easy to be overwhelmed by how many parts there are. The kit comes with very nice hollow rubber tires and a nice decal sheet. The chrome parts are nice but a little on the 'toy-ish' side for my liking. The instruction sheet is multilingual and has a recommended paint guide.

Assembly started with the frame and it is nice and straight. After assembling the frame I realized I was in for a lot of sanding. The kit has a ton of mold lines and sink marks, so be prepared to do some sanding. But, overall, the frame assembles easily with a little patience.

The engine does not have a lot of detail but enough to look good when fully assembled. It fit in the frame with no issues.

The cab and sleeper required the most sanding and none of the parts fit very well. The cab consists of five parts and the sleeper has 12 parts. To get it to look presentable requires a lot of test fits and many hours of sanding but if you take your time and put in the effort it looks good.

I had an issue with the interior assembly. The door panels glue on the inside of the doors and then you add the floor and dashboard. The armrest on the door panels would not allow for the floor and dashboard to be installed. I had to remove the armrest to complete the interior assembly.

During final assembly the cab and side fairings fit perfectly but the sleeper was not even close to fitting so I had to modify it accordingly. After spending a few hours working with the nose it still doesn't fit well at all. I've tried to get the warp out of the plastic but to no avail.

So overall this kit is recommended for the experienced truck builder but would be a challenge for a novice modeler. It requires modification to some parts and a lot of sanding. The finished kit looks OK but was not one of my favorite builds.

Happy building and stay safe,
Tim



(Western Star pictures continued)



COMING EVENTS

September 12, 2020 – Sat. – Club meeting, via Zoom, 1 PM

September 26, 2020 – Sat. – NNL East 2020 **has been cancelled** and will be held on April 24, 2021

October 3, 2020 – Sat. – Club meeting, via Zoom, 1 PM

October 4, 2020 – Sun. – Classic Plastic Model Club Model Exhibition **has been cancelled** and will be held on October 3, 2021

October 19, 2020 – Sun. – GraniteCon 2020 has been **cancelled**

November 7, 2020 – Sat. – Club meeting, via Zoom, 1 PM

November 14, 2020 – Sat. – LIARS club show has been **cancelled**

November 14, 2020 – Sat. – ACME club show has been **cancelled**

December 5, 2020 – Sat. – Club meeting, via Zoom, 1 PM

December 13, 2020 – Sun. – Our Christmas Party has been **cancelled**



Kit review: AMT '60 Chevy Fleetside

by Club Secretary Mike Siesicki

I found this to be an interesting kit. It was old, but kind of new with some flash and good molds that seem to have stood the test of time.


The kit comes with the optional go-kart for the truck bed, including a couple of deck plates to hold the go-kart. I found that the go-kart fits well in the truck bed without the deck plates. The truck is equipped with a straight six cylinder engine and a 3-speed manual transmission.

I thought of the HGTV show *Home Town* when I saw this truck, but that truck is a 1962 model and somewhat beaten up.

For the most part, kit parts were cleanly molded and parts-fit were good. I had very little difficulty putting my model together. I used some Revell and Moebius parts, such as the wheels and tires, hubcaps and rear bumper, on the truck to create my version of the *Home Town* truck. It is not 100% like the *Home Town* truck, but it is close in my mind.

In my opinion, Round2, (makers of the '60 Chevy Fleetside Pickup kit) could make a lot of money if they packaged the go-kart separately as a Parts Pack kit.

Thanks, Mike







Don Garlits Wynn's Jammer

by Marcos Nanita

This is my AMT Don Garlits Wynn's Jammer replica in 1:25 scale. The kit was released with a clear body and my original plan was to make it 'see through' on one side, but at the end I decided to open the cockpit and show the interior details.

I took as many pictures as possible so you can see all the work done on this one; scratch built exhaust and the entire gas pedal and linkage, fuel lines are plumbed, and the parachute is connected, too.

I detailed up as much as I could. Wheels and tires: rear wheels are from the kit but the tires are from the AMT tires drag set. The front tires are super detailed and they are aftermarket made by Miniscurltraizing. The steering linkage is scratch built too using aluminum tubing, wires and PE nubs. It took me around three months to finish this project.



(Don Garlits Wynn's Jammer pictures continued)





Meeting Minutes

May, June and July 2020

by Club Secretary Mike Siesicki

May 2020: We had 19 members attend the Zoom virtual meeting (not bad for a group of old folks!). No real club business was discussed as most were just trying to get acquainted with the Zoom meeting room app.

Items discussed at this meeting:

Project Covid-19: People talked about where they were at on their part of the project. Bill Aliferis thought the color was Testors Hugger Orange and he was corrected to Testors Hemi Orange. He has painted the wheels in Hugger Orange and it was concluded that the Hugger Orange would look fine even if he sprayed a light coat of Hemi Orange over the Hugger Orange. I mailed my parts of Project Covid-19 to Pat Wilkins on 5/7/2020.

Bare Metal Foil: Has Bare Metal Foil changed the formula for their adhesive? Someone said that the backing for their foil had turned black. One complaint was about some oxidation of the foil.

Contest 2020 status: Someone asked if there was the possibility that our show in October would be cancelled. No answer to that question. It will be a wait and see situation for now.



Glue: Discussion about tube glues and how long do they last in the tube. It was concluded that they should last a long time provided the cap is firmly in place when that glue is not being used.

Upcoming meetings: High probability the June meeting will be held virtually on Zoom. We were told to watch our emails for additional details.

Show-N-Tell:

Dave Perkins - Shelby Cobra
 Dave Perkins - Daytona Cobra
 Dana Benoit - '40 Ford Custom
 Marcos Nanita - '49 Mercury
 Marcos Nanita - Gasser 'Vette
 Marcos Nanita - Wynn's Jammer dragster
 Marcos Nanita - '32 Ford
 Marcos Nanita - Gasser '55 Chevy
 Marcos Nanita - Dale Earnhardt Chevy Lumina
 Marcos Nanita - MA State Police '55 Chevy Pickup
 Pat Wilkins - Secret Project
 Kenny Denza - NASCAR Hauler and car ('59 Cadillac)
 Barbara Denza - '59 Chrysler Imperial Convertible
 Tom Hart - Ford Crown Vic 1/87th scale to 1/24th scale
 Mike Siesicki - Airwolf Helicopter
 Mike Siesicki - '64 Ford Fairlane
 Mike Siesicki - '65 Corvette Stingray
 Mike Siesicki - '69 Ford Mustang Boss 302,
 Bill Aliferis - '64 Dodge Pro Street
 Frank Moore - Revell Destroyer
 Frank Moore - Peerless Max ¾ Ton Truck
 Frank Moore - ESCI British figures

Show-N-Tell Photos for May



June 2020: We had 12 members and one 'Vinnie' (Lobosco) participate in the Zoom virtual meeting.

Items discussed at this meeting:

Club Exhibition: We are waiting until the end of June to hear back from the Lawrence Elks Hall about their plans for reopening. We are hesitant to spend any money for advertising for our show if the Hall cannot or does not reopen for whatever reason. We will discuss this further at the July meeting.

Bill Murphy: Bill caught the dreaded Covid19 virus and he is doing better now. Currently his plan is to move to Connecticut to be near his girlfriend. If you would like to say hello and wish him well you can call him at 978-423-1383; I bet he'll be happy to hear from you.

Newsletter articles: We are looking for articles from Club members for the newsletter. If possible please keep the articles to model related subjects.

Toys-For-Tots: Due to the Covid19 pandemic, the fund looks to be at a loss this year. If you would like to donate to Toys-For-Tots, please send your donations directly to Joe Baril (contact Paul A or Art P for Joe's address) and he will deposit them in the fund.

Storage Room Possibilities: We are looking at other Storage Facilities to get a less expensive storage bay.

CMPC Club Challenge: Tim Rhine asked about flocking interiors, which I believe is allowed. The rule states "built Box Stock but finished as you like".

Show-N-Tell:

Luis Sanchez - Aston Martin DBR9
 Luis Sanchez - various new modeling tools he's acquired.
 Dana Benoit - '66 GTO Camino
 Dana Benoit - '73 Chevy El Camino
 Pat Wilkins - '32 Ford Club Project
 Pat Wilkins - Ford Truck
 Pat Wilkins - '32 Ford Vicky
 Guilherme Rosa - Honda motorcycle
 Guilherme Rosa - Aston Martin DB4
 Paul Anagnostopoulos - bits and pieces for the '32 Ford Club Project
 Mike Siesicki - '60 Chevy Fleetside pickup
 Mike Siesicki - '32 Ford Phaeton
 Tom Hart - small scale diorama

Notice taken from the L.I.A.R.S website:

After much discussion and careful consideration,
 the LIARS have

POSTPONED

the LIARS 2020 Model Car Challenge.

We look forward to celebrating Model Car Challenge's
 CORVETTE Theme on Saturday, November 13, 2021.

July 2020: We had 19 members and two guests (Doug Whyte and Linda Follensbee) participate in the Zoom virtual meeting.

Items discussed at this meeting:

Contest 2020: The Club has decided against holding our annual Exhibition this year due to the concerns of Covid-19. The Elks Hall has agreed to apply our deposit to our 2021 Exhibition which as been scheduled for October 3, 2021

Club Christmas Party: We have decided to cancel our Christmas Party for 2020. Art will let the restaurant know we intend to be back for Christmas 2021

Club Storage Unit: The storage center has increased their cost. Our recently downsized storage unit (a 5 foot x 10 foot unit) will now cost over \$100 per month. Since the club has not really received income via donations we are losing funds quickly. Currently we are paid up until the end of August. We discussed getting out if we can find other places to store our show kits, raffle kits, miscellaneous club items and the table leg extensions. A couple members expressed a desire to help out by storing club items. We'll discuss and decide the outcome at the August meeting.

Toys-For-Tots donations: Joe Baril will post his address on the club Facebook page so members can send donations to Joe Baril directly. We're considering the use of Pay-Pal and Go Fund Me as an alternate.

NNL East 2020: At this point, no one is willing to go. IMHO, they should cancel until next year.

Spray cans versus Airbrushes: Our 'competition' about 'who uses what' is ramping up once again. Some members prefer to use spray cans only. Some prefer to use airbrushes only. Some use a combination of both.

Paint: We discussed different types and brands of paint. Rustoleum owns Testors, Model Master, Pactra and a few others is doing away with hobby paints. New vendors coming on like Revell and AK Interactive who have new paints. Tamiya has just introduced a version of acrylic lacquer paints in jars. The downside is that these new paints have no connection to the TS line of paints and all part numbers are new.

Show-N-Tell:

Marcos Nanita - Revell Dale Earnhardt Chevy Lumina
 Mac Johnston - scratch built Fire truck
 Michael Siesicki - Tamiya Ford Mustang GT4
 Michael Siesicki - Heller Jaguar XK-E Cabriolet
 Tim Rhine - Yamaha XV1600 motorcycle
 Tim Rhine - 1947 Chevy
 Dana Benoit - Harley-Davidson motorcycle 1/9 scale
 Tom Hart - 1/87 scale diorama
 Guilherme Rosa - Tamiya Honda sport bike
 Rue Crummett - two Harley-Davidson motorcycles



Hope you are all well...

by Dick Freeman

Hello all. During this pandemic I regret not being able to get together with club members in person. I'm doing OK and appreciating much more opportunity for model-making, artwork and other appropriate kinds of recreation such as reading, walking thru the local riverside woodlands and making new acquaintances. I hope all are OK and wish all my best. All are invited to contact me at (617) 686-1373 or richfree1948@gmail.com (better by phone)



Notice taken from the NNL East website:

Important Covid-19 Notice!

SHOW CANCELLED FOR 2020

Update 7-14-2020

With the uncertainty of the current Covid-19 virus situation and in the interest of everyone's safety, the joint team of Tri-State Scale Model Car Club / NNL East, Diversified Scalz and Philadelphia Area Modelers have unanimously agreed to cancel our September 26, 2020 event!

Back in March when we decided to postpone the show to September, that was the toughest meeting we ever had. If we had waited two weeks, the decision would have made itself as the State of New Jersey shutdown. We are living in unprecedented times. We felt our plan to hold the show in September, five months in the future, would be a safe bet. Who knew that things would go the way they have!

Currently New Jersey is blocking entry to people from 22 states, with a 14 day quarantine. There is no indoor restaurant dining. Indoor events are restricted to 25% of posted occupancy with a maximum of 100 attendees. They aren't sure they will even have school in September. And many states are experiencing surges in Coronavirus. At this point, with no crystal ball, we must go with the safety of our friends in the hobby.

We are getting MANY emails a day regarding show status. A lot of people have already said they would not be comfortable attending. So let's all stay home, build some models and stay safe!

If you are building a model for an NNL East theme, we will repeat these themes, along with new 2021 show themes at our April 24, 2021 Event! This will be our 35th Anniversary Show!

Everyone **BE SAFE** and we will see you in April 2021!

Thank you,

The Tri-State Scale Model Car Club / NNL East

Philadelphia Area Car Modelers / The Philadelphia NNL

Diversified Scalz

Club T-Shirts

We still have limited stock remaining of brand new club T-shirts in Grape and Black color with our logo in white over the left breast. Available sizes range from Medium through Triple-X in 50/50 poly cotton. All shirts are \$10 each. Contact Tim Rhine or Art Paquin with your request. All shirts are guaranteed to be 100% Covid-19 free!



Comments from the Editor

by Newsletter Editor Art Paquin

I would like to thank Marcos Nanita, Tim Rhine, Mike Siesicki, Paul Anagnostopoulos and Dick Freeman for their inputs to this issue of our newsletter.

The next deadline for newsletter article submission is **Friday, October 16th, 2020** with a scheduled distribution date of Saturday, November 7th, 2020. Please take some time to write something for our newsletter, a kit review, your experiences model building during the pandemic, anything related to models or model building; it'll be much appreciated. Please include photos with your article.

Thanks, Art

The Classic Plastic Model Club Newsletter

Volume 26, Number 2

The Classic Plastic Model Club Newsletter is published four times a year by the Classic Plastic Model Club.

President: Paul Anagnostopoulos

Spiritual President: Del Paone

Editor, Associate Treasurer and Vice President: Art Paquin

Associate Treasurer: Tim Rhine

Club Secretary: Mike Siesicki

Spiritual Club Secretary: Barry Fadden

Photographers: Pete the 'Wiz', Dave Perkins and Guil Rosa

Sergeant-at-Arms: Ron Tremblay

Webmaster: Paul Anagnostopoulos

Historian and Kitmaster: Joe Baril

Show vendor coordinator: John Davison

New members and change of address please contact:

Tim Rhine at 978-604-9217 or trhine67@yahoo.com

Newsletter articles may also be submitted to the newsletter editor at: 421 The Hills Road, Horseshoe Bay, Texas 78657, or via e-mail to: paquinah@yahoo.com

PREFERRED HOBBY SHOP DIRECTORY

(Present your club membership card for the listed discount.)

ABC RC & Hobbies (10%) 11 Rockingham Road, Windham NH (603) 458-6481 www.abcrchobbies.com

CENTERLINE HOBBIES (10%) 167 Corporation Street, Hyannis, MA 02601 (508) 771-1244 www.centerlinehobbies.com

HARRY'S HOBBIES & COLLECTIBLES (20%) 250 E. Main St (Rte 495 Marketplace, behind Dunkin Donuts) Norton, MA 02766 (508) 285-8080 www.mymummy.com

HOBBY EMPORIUM (10%) 440 Middlesex Road, Tyngsboro, MA 01879 (978) 649-5055 Across from the Pheasant Lane Mall

HOBBYTOWN USA Apple Tree Mall, Londonderry, NH

(603) 432-4881 www.hobbytown.com

JACKSON HOBBY SHOP (10%) 2275 W. County Line Rd (Bennett's Mills Plaza) Jackson, NJ 732-364-3334 www.jacksonshobby.com

THE SPARE TIME SHOP (20%) 222J East Main Street Marlboro, MA (508) 481-5786 www.sparetimeshop.com

THE HOBBY BUNKER 33 Exchange Street Malden MA 02148 (781-321-8855) www.hobbybunker.com (20% off prices when membership card is shown prior to sale)

TURN 4 HOBBYTOWN 215A West Boylston Street (Rt 12), West Boylston, MA 01583 (10% off, show membership card)