

Allusion

By Club President
Paul Anagnostopoulos

As I write this, we are having our latest build-a-thon on Zoom. This is a great way for all of us to stay connected and show off

our current projects. It's 11:30 am and Mr. Mike, Will Emerson, Scott Ridley, Jeff Elliott, Pat Wilkins, Dave Perkins, Barb & Ken, and yours truly are working away.

Oh...and here is Donny Lewis...

I was pleased to join Joe Baril, Tammy Baril, and Eddie Arraji for two toy donations. Kudos to them for doing all the work to collect, purchase, and deliver the toys. Thanks also to Tim Rhine for his ever-present van. We donated about a quarter of the toys to the Lowell Police Department and the rest of the toys to the Tewksbury Fire Department. They hand off the toys to organizations who distribute them to those in need. A huge thank-you to all our members and friends who donated to our 2020 toy drive!

There is not much new going on in the modeling world, given that just about every show has been canceled. We were excited to receive a new issue of *Model Cars* magazine. Here's hoping that the crew can keep cranking them out, especially now that *Scale Auto* is defunct.

Guil just joined us...and Tom Hart...and Luis Sanchez.

I wonder when we will start having in-person meetings again. It sure would be great to see the folks who don't join us for the Zoom meetings. We will continue to Zoom the meetings, too, so that Barb & Ken, Scott, and other far-away friends can join us. It's been great seeing them: a positive aspect of virtual meetings. Another positive aspect is that people who are working can sometimes pop in for a few minutes to say hello.

Hey, Ru and Linda joined us.

I don't have much more to say. I hope all my friends stay healthy and have a great holiday. May your 2021 be a whole boatload of a lot better than 2020! Paul



My current modeling project

by Dick Freeman

I would like to share some work I've done on my AMT '65 Ford Galaxie hard top kit. I consider it a Mild-Custom which has been fitted with AMT '70 Chevy Impala front and rear bench seats as well as a shortened floor shifter from the Revell '54 Chevy two door sedan kit.

Additionally, I've customized the front fascia using the optional 31 vertical tooth grill from the AMT '65 Lincoln Continental kit, which was cut away from the custom front fascia assemblages and replaced the '65 Galaxie factory stock 11 horizontal bars. The Galaxie front bumper was cut away from the grill-bumper assemblage and a scratch built splash pan was fitted below and forward of the grill for more accuracy. The two custom 'Dagmar' bullet-style bumperettes from the AMT '53 Ford F-100 pickup truck kit were fitted to the Galaxie front bumper and then '60 Mercury Comet front turn single lights were fitted to the corners of the Galaxie bumper.

The gun-sight style taillight backup light bezels have been replaced by, found, single U-channel vertical posts within each taillight bezel.

The rear bumper is fitted with, found, short 'rudder-like' bumper guards. These line up exactly behind the front projectile 'Dagmar' bumper guards. Between each rear bumper guard and the license plate recess custom back up light bezels were fitted. These two bezels were intended to be the taillights for a Monogram '37 Ford Cabriolet Street Rod. On my Galaxie these were turned sideways and the chevron on each points to the left and right, respectively.

The bright work, badges and lettering were shaved from the car body exterior.

That's all that's been accomplished on this modeling project so far and I hope to learn how to Zoom and share photos by the January 2021 CPMC meeting. I'd like to be able to see and listen to what's going on with everyone else.

Until then, my best wishes to all for the New Year. Dick

Virtual Meeting Notice!

Our **January 9th, 2021** club meeting will be held virtually via the Zoom live meeting application. Paul A will send an email to all members and Art P or Mike S will send out a reminder email just before that date. Please contact Paul A (paul@windfall.com) if you did not get an invitation email to the meeting.



The year in review: 2020

by Associate Treasurer Tim Rhine

Hello fellow club members. I hope you and your families are well.

Every year I try to write a 'year-in-review' article and try to talk about all the fun things we do as a club

such as traveling to great shows, how fantastic our last show was, our super fun meetings (that I really, really miss!) and, of course, our annual holiday party.

This year there is not a whole lot to write about (other than what we are building) but there are some highlights. Some of the good things in 2020 were that of the few club members who contracted Covid-19 all had a full recovery and with the world in a full pandemic we all had to learn other ways to communicate such as via Facebook, Zoom virtual meetings and other ways such as 'texting'. Our new skills allowed most of us to communicate and see and help each other.

Our Zoom virtual meetings are not quite the same as our live meetings. The best part of our Zoom meetings is that we get to see long distance members and friends of the club that we don't see too often.

We came together as a club and made the best of a bad situation like we always do; still able to make the hobby fun. This makes me proud to be friends with so many great people within this club and hobby.

It seems like the kit manufacturers have stepped up and have re-released some kits which have not been available in a really long time. Still others have released a few completely new kits from all new moulds. I believe the kit manufacturers are really trying to keep the hobby exciting and congratulate them for their efforts.

It was sad to see *Scale Auto* magazine go but I think *Model Cars* is making a comeback. When one passes opportunity for others is enhanced. I hope they succeed in making their magazine come alive again. It's nice to have a model car magazine to represent the model car hobby.

With all that is going on, I hope your 2021 is the best year yet and look forward to resuming normal activities.

Thanks,
Tim

COMING EVENTS

January 9, 2021 – Sat. – Club meeting, via Zoom, 1 PM

Jan 29 & 30, 2021 – Fri/Sat – Chattanooga ModelCon 2021

Sorry – this has been cancelled.

February 6, 2021 – Sat. – Club meeting, via Zoom, 1 PM

February 6, 2021 – Sat. – NNL West 2021 in Santa Clara, CA

Sorry – this has been cancelled.

March 6, 2021 – Sat. – Club meeting, via Zoom, 1 PM

March 28, 2021 – Sun. – ValleyCon 30 in Chicopee, MA

Sorry – this has been cancelled.

April 3, 2021 – Sat. – Club meeting, via Zoom, 1 PM

May 1, 2021 – Sat. – Club meeting, via Zoom, 1 PM

June 5, 2021 – Sat. – Club meeting, via Zoom, 1 PM



Model Kits?

by Associate Treasurer Tim Rhine

So, as usual, during a night of not being able to sleep my mind drifted to model kits. Here are some random thoughts:

We all have a 'stash' of models with big plans to build each one. Most of us have more models in our stash than a lot of hobby shops have kits on the shelves. Myself, I have over 300 to build with plans to build them all. I have been back to building for four years now and have built 40 models so that's about 10 a year and that's a lot - most guys only build a few, at best, per year. So if I do the math I now have enough to build for 30 years and we all know I will keep buying more and that I will never be able to build them all so I guess it's the thought that counts. Planning to build them is a good thing, I think, as it keeps us thinking and looking forward to doing something.

So here is my point: How many models in your stash will actually be built? In my case, sad to say, probably not all of them; which leads to another question: How many models are sold and never built?

We all look at eBay and other auction/sale sites and we even have our own club kit auctions. People, including myself, buy and resell kits all the time. So how many get passed around and are never built? There are 'Holy Grail' kits we all have and mean so much to us that we never build them. Then there are the guys and gals who collect them just for the box art and never build them. Lastly, there are the kits we think or say we will build someday and never do. These all will, probably, end up being sold.

So, I wonder, what is the percentage of model kits that never get built?

Just some random thoughts. Be safe and stay positive. Tim




Club Banner

by Art Paquin

For the past month Jeff Elliott, Pete Wisniewski and I have been collaborating with an outside company on the design for a roll up Vinyl banner. After design reviews and changes with club officers we've settled on the below design. The sign should be about 72" by 24" with grommets installed to allow for hanging by rope or bungee cords. This will be an all weather sign we can use for club events.

Jeff Elliott has graciously offered to pay for the sign and donate it to the club. Thanks Jeff for your generosity and thanks Wiz for your design work. Art





Louisville Model Show

by Scott Ridley

It's about time I get to this! So, here goes...

This past early January 2020 while going through one of my eight modeling Facebook groups I'm in (can't remember which one) I found a flyer for a show/exhibition up in Louisville, Kentucky. It was their first try at a winter show called 'The Winter Chill Out'. Their usual show is a judged event held in July.

I looked up rooms and booked one for Friday night, February 21st. Thursday night I packed and Friday at noon I was on the road. It was pretty much I-65 all the way. Part way there, I spotted the Corvette museum on the left side of the highway. What stopped me was just past the museum on the right is their 3.2 mile road course! I had to pull over and take a look! Wow! I wanna go and have some fun on that track!

After about a six hour drive I arrived at the motel, unpacked and walked across the parking lot to the Cracker Barrel for dinner. After a nice dinner, I went back to the room, settled in and cleaned model parts while watching TV.

Waking up to a cold (21 Degrees) and sunny morning, I had the continental breakfast and was on the road to the Holy Family Church Saffon Center gym for the show. Sure is great having Google Maps on the phone!

I arrived at about 9:00 am for the opening of the show. For their first show they had a good turnout with 193 entries and 41 vendors. It was judged by the modelers. There was a lot of really fine builds to be seen. The vendors had all kinds of good deals and cool stuff. One had four tables of well-sorted parts up for sale. Every one was really friendly and I had a great time. I made some new friends, too. Most couldn't believe that I drove 6 hours for their show!

After the show it was time to pack up and head south; back home. I had a beautiful sunset for a good part of the trip back and definitely want to go up there again.

Here are pictures of some of my favorites from the show. Hope you enjoy them. Stay safe and hope to Zoom with you guys soon.

Scott





October and November Build-A-Thon(g)

by six packed Club Secretary Mike Siesicki

October Zoom Build-A-Thon(g)

A group build with several members was held on October 25th with some trash talking, BS'ing, gossiping, and just having some fun!

Attendees were Paul Anagnostopoulos, Dana Benoit, Barbara & Ken Denza, Scott Ridley, Michael Siesicki, Vince Lobosco (for a few minutes), Dave Perkins, Ruane Crummett, Linda Follensbee, Donny Lewis and Marcos Nanita

November Zoom Build-A-Thon(g)

Another group build was held on November 15th with some trash talking, BS'ing, gossiping, and just having some fun!

Attendees were Paul Anagnostopoulos, Michael Siesicki, Ruane Crummett, Linda Follensbee, Guil Rosa, Barbara & Ken Denza, Scott Ridley, Luis Sanchez, Jeff Elliott, Art Paquin, Donny Lewis and Marcos Nanita

If you would like to attend, even just to check in to say "hello", a Zoom virtual Build-A-Thong (thong optional) Paul A will be sending out an email notice a week or so before the event. All club members and club friends are welcome. Thanks...Mike



Kit review: Tamiya Honda RA272

by Guil Rosa

It's tough to follow with a kit review after the Build-A-Thon story but here goes. Here is my review of the 1/20th scale Tamiya Honda RA272, 1965 Mexico Grand Prix winner.

The kit consists of four sprues, four preprinted 'Good Year' rubber like tires, a small decal sheet, a bag with some small screws and four caps to be used to attach the wheels.

Despite having a small amount of parts, the kit is superbly detailed and has lots of opportunities for those who want to go the super detailing way.

After studying the instructions, I started building the transverse V12 engine and gearbox. I choose to go with as much detail as I could do, and made the modifications needed to achieve it. The oil tank was the next to be worked on since its bottom side needs to be closed. I added oil and fuel lines, ignition wires and photo etch galore.

The rear shock absorbers were modified and I was able to add the springs and detail paint the parts. Since these parts are very visible on the final model, I think it worth the effort. The wheels were painted with Model Master Titanium and detailed with Molotow chrome and valve stems before I installed tires on them.

Moving on to the body parts, after the necessary clean up, I mixed my own brew of Tamiya TS-26 (Pure White) and TS-7 (Racing White) and airbrushed it on the parts and let them dry while focusing my attention on other parts. I modified the gas tank to be able to detail it with gas lines. I cut a mesh to fit on the engine cover and painted it with my 'special white'.

After the body parts had dried, I masked them to be able to paint the red rondel. With all that done, I moved on to apply the decals on the body and clear coated the parts with Mr. Hobby super clear gloss (B-513).

Next it was time to move on to the interior. Like all Formula One cars of this era, the Honda interior is sparse and, after I studied my reference photos, I added the details I could.

Looking at the finished model, some might say that I forgot to add the seatbelts - but I did not. There were none on Formula One cars of this era. In fact, seatbelts became mandatory in Formula One only during the 1968 season.

The final assembly was a breeze and I do recommend this kit for all who want to build something 'different' than their muscle cars and truck kits.

Thanks all for reading till the end of my article. (Honestly, how many times did you look back at the Thong photo?)

Happy Holidays to all! Stay safe and let us hope for a great New Modeling Year. Guil





Kit review: '57 Ford 427 Wagon

by Associate Treasurer Tim Rhine

This is the story of the Jarvis family's 1957 Ford 427 Del Rio ranch wagon.

In the fall of 1957, Steve Jarvis bought his wife as a gift a Ford 427 station wagon. When he brought the car home she absolutely hated it, saying she was too young to drive a station wagon. After a year of her not driving the car, and it sitting in the garage, Steve decided to turn it into a gasser drag car. When the car was completed, he had the shop he worked at sponsor him. He was proud to have 'Broadway Automotive and Speed Center' on the side of his car.

Steve raced the car for five years and then his son was born so the car got parked behind barn where it sat for ten years.

Ten years later Steve passed away from a sudden a heart attack. With his mother's blessing, their son dragged the car out of the weeds and mud from behind the barn. After sitting outside in the elements for years the car was in rough shape.

Steve's son put a new chassis and drive train under the car and cleaned up the interior. In honor of his farther, he left the body as he originally found it behind the barn. The son built a ford 377 Stroker motor with an automatic transmission.

The car now has all the modern safety equipment to meet NHRA rules. He proudly races the car in the NHRA vintage gasser class. The car runs a consistent 11.77 in the 1/4 mile. Tim



Tribute build

by Dave Perkins

I wanted to do something to memorialize long time club member Barry Fadden. It will take a while to finish, but I hope to have it done for the next live model show. Often during our Zoom meetings club members bring up something Barry said or joked about or built in a certain way. Barry, along with Del Paone, has been sorely missed by the guys in our club and this has been my way to honor and remember him.

Thanks, Dave





2020 CPMC Toy Drive wrap-up

by Tammy Baril



Hello club members! This year has been like no other. More families than ever are struggling and in need of our support due to the COVID-19 pandemic. With meetings being forced to switch from in-person to virtual, there was a lot of uncertainty as to how much money we would be able to raise this year for the toy drive. Thanks to the generous cash donations of club members and their friends, family and coworkers; this was our most successful year. Our original goal was \$1500. In speaking with Art, the decision was made to increase the goal to \$2000 due to the amount of generous donations that came in. This decision allowed us to help more families this year at a time when it was really needed.

My dad and I once again had the joy of shopping for this year's toy donations. This year we were joined by Eddie on two of our shopping trips. I think Eddie really enjoyed shopping with us! We started shopping early this year. At the beginning of October, Dad purchased two bikes. One bike was bought using funds collected from members and the other bike my dad and I went in half on.

On Halloween, Dad, Eddie and I headed to Target in tax free New Hampshire. I'd say it was a very successful trip. Surprisingly, a lot of items were already on sale. We filled three carriages and spent around \$900. I used my Target card so that we could save an extra 5% and we were able to use a coupon that was in Target's Circle App for the games we purchased. The next day, I compared every item we purchased to the online price of the item. I found an additional total of almost \$50 in savings! Later that week, I brought the receipt to Target's customer service desk and had them price adjust the items. Every dollar counts!

A few days later, I received a notification of a one day sale Target was having on certain brands of toys. I ordered four additional items online that had a value of \$100. The final price was \$60. I love a good deal! The next day, Dad and I went to Wal-Mart in Salem, NH. They had a lot of good deals. We bought \$500 worth of toys on this trip.

On November 13th, my dad, Eddie, and I set out on a mission to complete the shopping. We went to a different Target – in tax-free New Hampshire, of course. This time I price checked the items to their online price as we shopped. Items that were cheaper online, went into a separate carriage so that I could have them price adjusted right at the register when we checked out. We still had a small amount of funds left when we left Target, so we headed to another Wal-Mart. Dad and I decided to go in half on another bike. I think we both find joy in imagining the excitement it will bring to a child's face on Christmas morning. Once we checked out of

Wal-Mart, our mission was completed. In addition to the items we purchased on our shopping trips, a few club members donated toys. Tim donated a Lego set and Magna Doodle. Eddie purchased a Little Tikes Cozy Coupe to add to the donations. Thank you for your donations. A few of Tim's coworkers also donated a few toys.

Over the years, we have donated the toys to the Toys for Tots organization. As the years have gone by, it has gotten harder and harder getting responses from Toys for Tots. This year when we reached out to them, they directed us to their website where you can donate money. The decision was made to look into other local organizations. We ended up donating to two different organizations. The first was the Lowell Police Department's Toy Drive, which directly benefits needy children in the Lowell Public School system. This ended up being very different from what we are used to. LPD's drive looks for specific items that the students have requested through their social workers. Since we had already finished shopping, I had to go through our inventory and pull out toys to match their requests. This was difficult due to the limited space we had to store the toys at our house. Man, I missed the benefit of the club having a storage unit. Oh well – maybe next year?! In addition to toys on the list, requested items included fuzzy socks, gloves, and photo frames. Since this is outside of our normal donations, I personally purchased some of the additional items requested to be added to the club's donations. We donated 45 items, including a new bike, with a total value of approximately \$500. On December 2nd, my Dad (Joe), Paul, and myself brought the items to the Lowell Police Department. Four police officers met with us and posed for photos with us. They were very happy to receive the donation.

The second organization we donated to was Toys for Local Children (TLC). This is the organization we donate to at my work, so I was already familiar with them. When my dad called them, they were very responsive and excited that we had reached out to them. All the donations to TLC remain in the area. We ended up donating 140 toys with an approximate value of \$1800 to TLC. On Saturday, December 13th, Tim and Eddie met up with my Dad and me at our house to load up the toys. Thankfully, Tim was able to use his company van to transport the toys. Thank you to Autopart International and their employees for supporting our toy drive with your generous cash donations and allowing Tim to use the company van once again to transport the toys. We were met at the Tewksbury Fire Department by the president of Toys for Local Children, Dave Smith, and our club president, Paul. Two firefighters came out to help move the toys to their storage location and take a few photos with us. Dave shared some stories of how they have helped families over the years. After hearing these stories, I look forward to next year and hope we will once again donate to them. They were very appreciative of the generosity of the club.

Thank you all for, once again, allowing me the privilege of shopping for this great cause. Please know that your

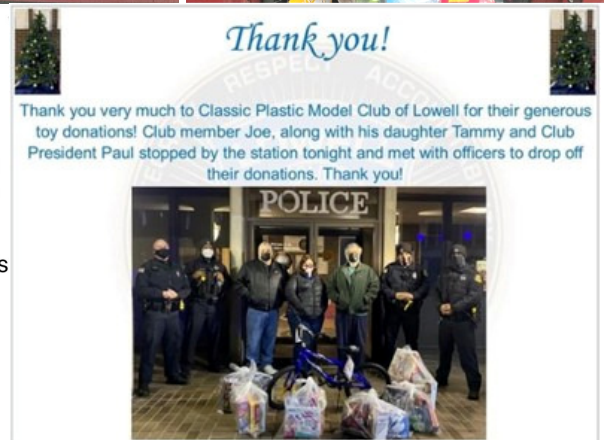
donations do truly make a difference in the lives of children who may not have anything for Christmas if not for generous donators like yourselves. Your generous donations have given us a head start on the collections for next year's toy drive. You guys and gals rock! I'm already looking forward to next year. Dad and I would like to wish you all a Happy and Healthy 2021!
Tammy

Our grateful thanks go to the good people at:



Lowell Police Department (Official) is
👉 feeling grateful.
2h · 🌐

Thank you very much to Classic Plastic Model Club of Lowell for their generous toy donations! Club member Joe, along with his daughter Tammy and Club President Paul stopped by the station tonight and met with officers to drop off their donations.





Kit review: '62 Impala SS 3n1

by Associate Treasurer Tim Rhine

Here is my pre-build review of the 1/25th Revell 1962 Impala SS 3n1 kit. It was re-issued in 2020 as kit number 85-4466 and contains 182 parts.

The kit is molded in white with clear glass and clear red tail lights. The instruction sheet is typical Revell; clear and easy to follow. The kit can be built stock, drag or street custom.

I will be building mine in a mix of all three versions. Look for build-up and final build pictures in a future article.


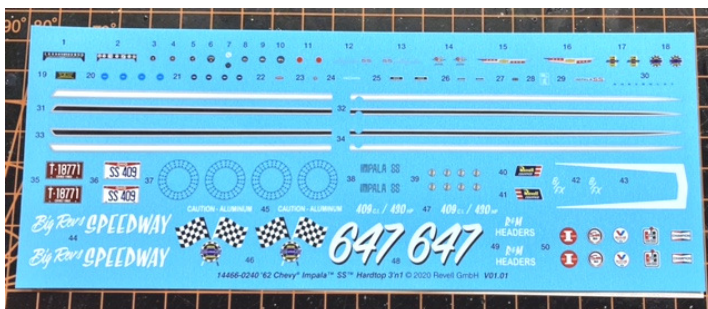
The kit has two sets of four tires and a pair of rear slicks for the drag version. Also provided are two sets of front and rear bumpers and three sets of rims. You can choose between a bench seat and a set of bucket seats. There are two different suspension options. The decal set is crisp and clean with different side stripe choices and nice badging decals. Parts have absolutely no flash at all and every part is well molded. The body is one piece with well defined body lines.

Overall this kits looks like a great kit. It should be easy to build for the average builder and offers a bunch of building options.

That's it for this review of the Revell 1962 Impala SS 3n1 I hope this helps in your kit buying choice.

As always, be safe.

Tim



Kit review: Chevy S-10 Pickup

by Associate Treasurer Tim Rhine





Here is my pre-build review of the 1/25th Monogram Chevy S-10 pickup. It was re-issued in 2020 as kit number 85-4503 and contains 120 parts.

The kit is molded in white with clear glass and rubber tires and can only built one way out of the box. Of course the experienced builder can modify the kit to their liking. It is all wheel drive with a turbo V-6. The kit comes with one set of tires and rims.

This kit has been issued a few times over the years and the parts are still good and clear of flash and all parts seem to be well defined. The decal sheet is good and crisp with a few different stripe options. Not a lot of chrome parts are included. Instructions are laid out well and easy to follow.

I recommend this kit; it looks to be a straightforward fun build. Look for build-up and final build pictures in a future article. Kit pictures follow on the next page.

As always, be safe. Tim



Meeting Minutes

November and December 2020
by Club Secretary Mike Siesicki

Nov 2020: We had 12 members and two guests attend the Zoom virtual meeting. Those attending were Paul Anagnostopoulos, Peter Patalano, Michael Siesicki, Art Paquin, Dave Perkins, Scott Ridley, Charlie Larkin, Pat Wilkins, Tom Hart, Ru Crummett, Linda Follensbee, Kenneth Barry and Dana Benoit

Items discussed at this meeting:

Newsletter - Did everyone receive the last e-newsletter? A paper newsletter will be snail-mailed to those who did not. Let Art Paquin know if you didn't get one.

Club Banner - It was decided that a simple roll up Club Banner would be very useful to the Club. Estimates are being sought for one and what sizes it would cost.

Toy Drive Donations - The Toys-For-Tots or some other organization will receive toys from the Club. Joe Baril is still taking donations from Club members.

ACME Virtual Model Show - members who entered models via the internet were Michael Siesicki (two), Tim Rhine (eight), Ru Crummett (four) and Scott Ridley (12)

Non club business discussions were:

Much discussion occurred about Covid-19 and its effects on the model industry and modelers in general.

Norm Gabrowski's T bucket and its restoration.

Will the Chattanooga Model Show in January happen?

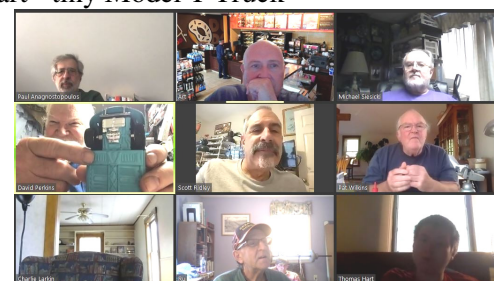
Can Dana Benoit make Covid-19 shaped candy? Rum balls with orange and blue sprinkles were suggested.

Show-N-Tell:

Dave Perkins - Model T Truck and VW Beetle

Charlie Larkin - '59 Chrysler Imperial

Tom Hart - tiny Model T Truck



Dec 2020: We had 22 members and three guests at our Zoom meeting. Those attending were Paul A, Pat Wilkins, Stu Marcus, Michael Siesicki, Barbara & Ken Denza, Will Emerson, David Howarth, Peter Patalano, Andrew Koerner, Scott Ridley, Luis Sanchez, Guil Rosa, Tim Rhine, Joe Baril, Doug Whyte, Art Paquin, Jeff Elliott, Eric Jacobs, Ru Crummett & Linda Follensbee, Tom Hart, Dana Benoit, Dave Perkins, Mac Johnston

Some members showed up late after the business portion of the meeting had been concluded.

Items discussed at this meeting:

Toy Drive - Toys For Local Children and the Lowell Police Dept. were the selected recipients of our gift of toys. Donations for the 2021 are being accepted by Joe Baril. Send them to his snail-mail address. Jeff Elliott is building a car trailer to be auctioned off with proceeds going to the 2021 Toy Drive.

Club Banner - Jeff Elliott offered to get a price on a Club Banner. He has a contact that he can ask. Thanks Jeff!

ACME Virtual Model Show - Tim Rhine has received his door prize of a Tamiya Mazda Miata RF and a Tamiya Nissan 370Z. Lucky boy!

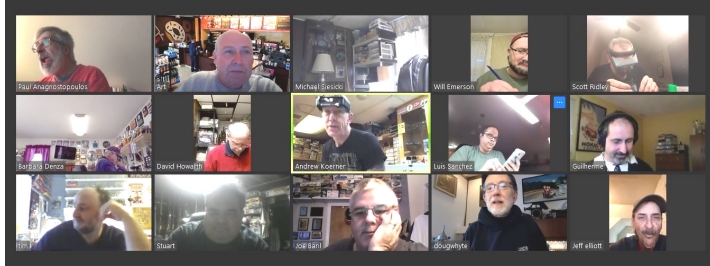
Model Cars Magazine - Issue #207 is out

Non club business discussions were:

Joe Baril and his overtime hours (a man in demand)

The long shipping time you should expect to get products and models from overseas

Discussion about Harry's Hobbies



Club T-Shirts

We still have limited stock remaining of brand new club T-shirts in Grape and Black color with our logo in white over the left breast. Available sizes range from Medium through Triple-X in 50/50 poly cotton. All shirts are \$10 each. Contact

Tim Rhine or Art Paquin with your request.

All shirts are guaranteed to be 100% Covid-19 free!

Sorry, but this just came out too funny to not show it again somewhere in the newsletter. The Polar Bear Club!



Comments from the Editor

by Newsletter Editor Art Paquin

I would like to thank Guil Rosa, Tim Rhine, Mike Siesicki, Paul Anagnostopoulos, Joe Baril and Tammy Baril, Scott Ridley and Dave Perkins for their inputs this issue.

The next deadline for newsletter article submission is **Friday, April 16th, 2021** with a scheduled distribution date of Saturday, May 1st, 2021. Please take some time to write something for our newsletter, it'll be much appreciated. Please include photos with your article. Thanks, Art

The Classic Plastic Model Club Newsletter

Volume 26, Number 4

The Classic Plastic Model Club Newsletter is published four times a year by the Classic Plastic Model Club.

President: Paul Anagnostopoulos

Spiritual President: Del Paone

Editor, Associate Treasurer and Vice President: Art Paquin

Associate Treasurer: Tim Rhine

Club Secretary: Mike Siesicki

Spiritual Club Secretary: Barry Fadden

Photographers: Pete the 'Wiz', Dave Perkins and Guil Rosa

Sergeant-at-Arms: Ron Tremblay

Webmaster: Paul Anagnostopoulos

Historian and Kitmaster: Joe Baril

Show vendor coordinator: John Davison

New members and change of address please contact:

Tim Rhine at 978-604-9217 or trhine67@yahoo.com

Newsletter articles may also be submitted to the newsletter editor at: 421 The Hills Road, Horseshoe Bay, Texas 78657, or via e-mail to: paquinah@yahoo.com

PREFERRED HOBBY SHOP DIRECTORY

(Present your club membership card for the listed discount.)

ABC RC & Hobbies (10%) 11 Rockingham Road, Windham NH (603) 458-6481 www.abcrchobbies.com

CENTERLINE HOBBIES (10%) 167 Corporation Street, Hyannis, MA 02601 (508) 771-1244 www.centerlinehobbies.com

CREATIVE HOBBIES (TBD) 71 Northbridge Rd, Mendon, MA 01756 (508) 473-8259 www.creativehobbies.net

HARRY'S HOBBIES & COLLECTIBLES (20%) 250 E. Main St (Rte 495 Marketplace, behind Dunkin Donuts) Norton, MA 02766 (508) 285-8080 www.mymummy.com

HOBBY EMPORIUM (10%) 440 Middlesex Road, Tyngsboro, MA 01879 (978) 649-5055 Across from the Pheasant Lane Mall

HOBBYTOWN USA Apple Tree Mall, Londonderry, NH (603) 432-4881 www.hobbytown.com

HOG HEAVEN HOBBIES (TBD) 494 Main Street, Sturbridge, MA 01518 (508) 347-9350 www.hogheavenhobbies.com

JACKSON HOBBY SHOP (10%) 2275 W. County Line Rd (Bennett's Mills Plaza) Jackson, NJ 732-364-3334 www.jacksonhobby.com

THE SPARE TIME SHOP (20%) 222J East Main Street Marlboro, MA (508) 481-5786 www.sparetimeshop.com

THE HOBBY BUNKER 33 Exchange Street Malden MA 02148 (781-321-8855) www.hobbybunker.com (10% off prices when membership card is shown prior to sale)

TURN 4 HOBBYTOWN 215A West Boylston Street (Rt 12), West Boylston, MA 01583 (10% off, show membership card)